



22 July, 2016

MILITARY DEPARTMENT
STATE of NEBRASKA
LINCOLN, NEBRASKA

**NEBRASKA ARMY NATIONAL GUARD
CATS Buildings 422 and 423 Modernization**

at
**Camp Ashland Training Site
220 County Road A
Ashland, NE 68003**

PROJECT NO. 31090388 (422), 31090423 (423)

A D D E N D U M N O . 2

The original specifications and drawings on the STATE OF NEBRASKA REQUEST for PROPOSAL FORM for the project noted above are amended as noted in this Addendum No. 2.

Receipt of this Addendum shall be acknowledged by inserting its number and date in the space provided on the Bid Form.

ADDENDUM NO. 2

NOTE TO ALL PLANHOLDERS: Please insert this Addendum into your copy of the Contract Documents for the above named project.

The following changes to the Contract Documents are issued by the CFMO-CMB and shall have the same force and affect as though a part of the original issue.

THE RECEIPT DATE, TIME and LOCATION of the BID PROPOSAL submission HAVE NOT CHANGED.

General

- ADD 0-1 The Government estimate for both projects combined is in the range of \$525,000 to \$650,000.
- ADD 0-2 Attached are the Pre-Bid Meeting Agenda and minutes and the meeting attendance Sign-In sheet.
- ADD 0-3 Pay applications. Pay applications cannot be submitted in digital format. Please submit paper copies as indicated in Section 012000 – Price and Payment Procedures.

PROJECT MANUAL

ITEM NO.

- ADD 1-0 Reference Section 003100 – Available Project Information.
1. See attached Hazardous Material survey report for Building 422.
- ADD 1-1 Reference Section 015000 – Temporary Facilities and Controls.
1. Subsection 1.07.A. Replace with the following sentence:
a. A. See Civil Contract documents for construction fencing requirements and limits of construction.
- ADD 1-2 Reference Section 333100 – Sanitary Sewer Piping.


1. The following shall be added after Paragraph 1.06.A:
 - a. B. All work shall conform to Nebraska Administrative Code Title 123 – Rules and Regulation for the Design, Operations, and Maintenance of Wastewater Works.”
2. Paragraphs 3.05.A.1.c, 3.05.A.1.d, and 3.05.A.1.e shall be deleted.

DRAWINGS

ITEM NO.

- ADD 2-1 Reference Sheet AD1.1 – Demolition Plan.
1. See detail 2. Delete this detail. The removal and re-installation of the existing radio tower is being deleted from the scope of this project.
- ADD 2-2 Reference Sheet C2.1 – Proposed Site Plan.
1. Replace this sheet entirely with the attached sheet C2.1.
- ADD 2-3 Reference Sheet C2.2 – Proposed Utility Plan.
1. Replace this sheet entirely with the attached sheet C2.2.
- ADD 2-4 Reference Sheet PP1.1 – Plan and Profile.
1. Replace this sheet entirely with the attached sheet PP1.1.
- ADD 2-5 Reference Sheet A1.3 – Materials List 422 and 423
1. CT-1 is being changed to the following:
 - a. American Olean, Shadow Bay Colorbody Porcelain Tile – Color: Beach Sand SH51., Size: 12 x 12 inch.
- ADD 2-6 Reference Sheet A8.1 and A8.2 – Latrine 104 and 206 Interior Elevations.
1. See attached drawings sheet 1 of 2 and 2 of 2 for revisions to interior elevations at Latrine 104 and 206 based on revised CT-1.
- ADD 2-7 Reference Sheet S3.1 – Structural Details.
1. See detail 7. Delete this detail entirely.
- ADD 2-8 Reference Sheet M2.2 – Mechanical Schedules.
1. Revise Electric Water Cooler in Plumbing Fixture Schedule to: Elkay **EZS8SF**, with the Elkay glass filler accessory **LK 1111**, which shall be ordered and installed separately from the cooler. The glass filler will be installed after the cooler is installed on the wall. Reference manufacturer’s recommendations as required.
- ADD 2-9 Reference Sheet E1.2, Lighting and Power Plans – 423.
1. Reference the Upper Level Lighting Plan - delete the two (2) 4” conduits and 8” x 24” x 32” j-box, for the remote antenna and associated sheet notes 9, 10, and 11 in their entirety.

THIS ADDENDUM SHALL BE ATTACHED TO AND MADE A PART OF THE DRAWINGS AND SPECIFICATIONS AND SHALL BE ACKNOWLEDGED WITH THE BIDDER'S PROPOSAL.


DARYL L. BOHAC
 MAJOR GENERAL The Adjutant General

End of Addendum No. 2



PRE-BID CONFERENCE
CATS Bldgs 422, 423 Modernization
Camp Ashland
Building 50
1030 hrs on 14 July 2016

INTRODUCTORY REMARKS:

The Purpose of this conference is to answer any Administrative or Technical questions you may have and to provide you with an opportunity to look at the Project Site.

INTRODUCTIONS – I'd like to make some Introductions:

SFC David Nanfito - Facility Point of Contact, phone 402-309-7250
Dave Egr - CFMO Project Manager, phone 402-309-8462
CPT Daniel Sandoz - CFMO/CMB Business Manager, phone 402-309-8453
Keith Brocksmith- Contract Officer phone 402-309-8473

Michael Daily - Project Architect, phone 402-475-4551 ext 112

SIGN IN SHEET– Has everyone had a chance to sign the Sign In Sheets that are circulating? Be sure and sign in before you leave.

ADDENDUMS

Everyone receiving Plans and Specs and or attending the Pre-Bid Meeting will receive any addendums issued.

Addendum #1 was issued 5 July.

Dead-line for clarification of Plans & Specifications that may require an Addendum needs to be submitted **to the A&E by Noon on Wednesday the 20th.**

BID FORM

On completing the Bid Proposal Form contained in the Bid Packet (Section P1 of 4):

1. Please fill out the Bid form completely for all applicable items.
2. Sign the Bid Form in Blue Ink. Bids received without original signature or signed in pencil will not be accepted.

3. Return all (4) pages of the Bid Form, pages P1 – P4.
4. Include Bid Security of 5% of the total Bid Amount on the project.
5. On the Bid Form, there is a Total Base Bid Amount and Six (6) Alternative Bid Items (ABI), and Two (2) Unit Price Items (UPI) on this project.
6. Be sure to enter your Bid Proposal amounts correctly in both words and figures as required on the Bid Proposal Form. The Bid Review Committee will review the Bids for any discrepancies.
7. In the case of an irregularity between the numeric amount and the written amount below, the amount written shall govern.

BID SECURITY

The bid proposal “must” be accompanied by a Bid Bond in the amount of 5% in order to be considered from a:

1. Bonding Company (AIA Document A310 American Institute of Architects)
2. Cashier’s Check or;
3. Money Order (in that order of preference)

BIDS DUE

1. The Bids are due NO LATER THAN @ 1330 hours on 28 July 2016 at the Construction & Facilities Management Office, 3rd Floor Conference Room in the Joint Forces Headquarters Building at the Lincoln Air National Guard Base by the Lincoln Airport.
2. Please note that this Bid Opening in the Joint Forces Headquarters Building is on the Air Guard Base. You need to be of aware of possible problems that you may encounter trying to enter the Base.
 - a. All vehicles entering the Base will be stopped at the Front Gate and asked to show a Drivers License Photo ID and asked the reason or business for entry.
 - b. Your answer should be: You are from XYZ Construction Company delivering a Construction Bid for the “CATS 422, 423 Modernization ” to Keith Brocksmith at the Construction and Facilities Management Office at the Joint Forces Headquarters Building and will be attending the Bid Opening.
 - c. In advance of the Bid Opening, we will notify Base Security of the Bid Opening and provide them with a copy of today’s Sign-In Sheet to expedite this process.
 - d. Importantly, constructors will need to allow a lot more time to deliver Bids versus than in the past when CFMO Contracting was on Military Road. Are there any questions on this?

3. Hand-carried bids must be delivered no later than 1:30 p.m. to Mr Keith Brocksmith or Mrs. Mary Rodriguez (Administrative Assistant). If you hand carry your bid, call Keith by noon to be put on the visitor access listing, and be sure and allow adequate time to clear through the Security and find our Office.
4. There is guest parking available in front of the Joint Forces Headquarters Building. If you are have difficulty getting into the Air Guard Base, please call me at 402-309-8473 or have the Front Gate Guard call Mrs. Mary Rodriguez at 402-309-8450 or Mr. Robert DeMoss at 402-309-8494.

The Bids will be publicly opened and recorded in the 3rd Floor Conference Room at 2 p.m.

You are welcome to stay and attend the Bid Opening.

DRUG POLICY

By signing the Invitation to Bid, the Bidder is committed to provide a drug free work place environment. If requested by the Military Department, the Bidder must furnish evidence that they have a Drug Free Workplace Policy.

BID REVIEW COMMITTEE

The "Bid Review Committee" will meet within one week after the Public Bid Opening to review the bids for any irregularities and to award the contract on the Project.

CONTRACT REVIEW

Contracts will be prepared and sent to the Contractor for signature. The contracts will be sent to the State Attorney General's Office for Review. The Attorney General Review takes about two weeks. The contract is then signed by the Adjutant General or his designee.

LIQUIDATED DAMAGES

No liquidated damages will be assessed for this project.

DAVIS BACON ACT

DAVIS BACON does not apply to this Project under Nebraska State Contracting Procedures.

PERFORMANCE BONDS

If awarded the Contract - Performance Bonds and Labor & Material Bonds are required on this Project.

MANDATORY MEETINGS

After the Contract is fully executed, a PRE-CONSTRUCTION MEETING will be held at the Camp Ashland Bldg 20 after the Contracts, Performance Bonds, and

Certificate of Insurance have been received.

INVOICE PAYMENTS ON PROJECT

1. Payments will be made by DIRECT DEPOSIT on the project in accordance with State of Nebraska procedures. Payments will be made within 45 days after the invoices are received at the CFMO Office.
2. The Nebraska State Treasurer requires that payments in excess of \$25,000 will be made by direct deposit instead of State Warrants (checks).
3. The Contractor must establish a direct deposit payments enrollment with the State Treasury (ACH – Automated Clearing House). The enrollment form will be provided at the Pre-Construction Meeting.

HOURS OF OPERATION AT THE PROJECT LOCATION:

Monday - Friday, 0730-1630 hours.

The Contractor will work within this time frame unless different hours are worked out with the Facility "Point of Contact."

COORDINATION ON OTHER CONSTRUCTION AT CAMP ASHLAND

Mr. Dave Egr, the CFMO Project Manager, will provide coordination between the Contractor on this Project and other construction projects in the immediate area.

Current Projects:

EQUIPMENT STORAGE & MATERIAL STORAGE AT THE SITE

The Contractor is responsible for the security of their equipment and any materials left at the site.

The Contractor is expected to keep the construction site clean and free of trash and debris during the project. Daily cleaning shall be completed.

USE OF SANITARY FACILITIES:

Contractor will be required to supply & maintain chemical toilets during project execution.

SECURITY

In accordance with PROJECT SECURITY REQUIREMENTS on Attachment 0800 under Supplementary Conditions of the Bid Packet, Contractors (and all sub-contractors) are required to provide security information at least one week in advance of beginning work: Information to be filled out electronically on EAL form.

1. Names of their Employees that will be working at the site

2. Employee Driver's License number and State of issue

ADMIN QUESTIONS

- Entry Authorization Lists will be done electronically and primary POC is Keith Brocksmitth.
- Pay Process? - When submitting pay documents to the A&E for review, send a second copy to the Project Manager, Dave Egr so that he has a heads up to watch for the incoming document.
 - Change Orders (CO) - Please annotate and request as early as possible to avoid construction delays. CO's should not be completed or billed until contractor receives an approved CO form from the Contracts Officer, Keith Brocksmitth. Even though this is a combined project, PLEASE invoice separately by project # and building.

CFMO PROJECT MANAGER COMMENTS

CONTRACT TIME

1. Contractor is to ensure days indicated on bid form are correct and realistic. The days should reflect the time required from issuance of "Notice To Proceed" thru Substantial Completion of the project.
2. If the Bid form indicates a not to exceed date, that is the maximum amount of time we have allotted for the project. Your number of days can be less just not more than that timeline.

GENERAL CONDITIONS REVIEW

See General Conditions provided in the bid packet.

SUBMITTAL SCHEDULE

The construction schedule is utilized by the CFMO to manage the progress and timeliness of project submittals, inspections, and sample requirements. The successful offeror will provide a schedule at the pre-construction meeting. All items will be listed on the schedule for which is required. Contractor will be responsible for inserting the dates that each item will be submitted. Once complete it will be loaded into submittal exchange for reference. See page 3 of the sample contract in the Plan Book.

USE OF SITE

The Contractor is responsible for the security and safety of the site at all times. The construction area should be kept tidy, and adjacent space and roads to be kept clean and clear. Contractor responsible for repair of any damages to facilities and property.

SECURITY REQUIREMENTS

Taking photos of government vehicles and personnel is not authorized.

Sensitive areas within the construction site:

NON STANDARD CONSTRUCTION ITEMS AND/OR SPECIFIC CONTRACTOR OR MANUFACTURER COORDINATIONS

List non standard items and coordinations.

PROJECT ALLOWANCES

List all allowances

ALTERNATIVE/ADDITIVE BID ITEMS

- ABI #1 - Deduct cost for stub out of sanitary lines at manhole #1.
- ABI #2 - Deduct cost to eliminate watertight exterior doors at both buildings.
- ABI #3 - Deduct cost to substitute epoxy painted, moisture resistant gypsum board in lieu of wall tile.
- ABI #4 - Deduct cost for vinyl floor tiles in lieu of epoxy resin, provide rubber wall base.
- ABI #5 - Plumbing rough-ins for future fixtures in classrooms 101 & 201.
- ABI #6 - Deduct for deletion of projector screens.

- UPI #1 - Water Vapor Control Systems - Concrete remedial coating used with ABI #4.
- UPI #2 - Resinous Waterproof Membrane Flooring. Use with Base Bid.

FACILITY POC COMMENTS

The normal duty hours are from 0730 to 1630 hrs. IF you foresee a need to work extended hours or weekends, please contact the Facilities POC or the PM 3 to 5 days in advance so that I can make arrangements. There will be a couple of times the street in front of the facilities will need to be cleared for troop's physical conditioning testing, the POC or PM will notify the contractor in advance of these dates.

ARCHITECT COMMENTS

Pay close attention to close-out documentation, and warranty submissions. Warranty shall not start at the date of manufacture or installation. Warranty will begin at project completion and turned over to the NEANG. Submittals will be sent to Mike Daily for processing, verification and approval. 3 sets of close-out documentation (binders) will be required prior to final payment. These will be sent to the Architect for his review along with the As-built drawings. Even though this is a combined project, please invoice 2 pay applications individually by building / project number.

CONTRACTOR QUESTIONS AND COMMENTS

- Use of Government water/power? **Contractor can run hoses & extension cords from sources nearby.**
- Warranties on roofs- How does that affect? **If roof penetration is needed, it will be addressed at that time.**
- Hazardous Materials inventory for each building? **Will be included in Addendum 2.**
- Preferred completion schedule? **As always, NEARNG needs the facilities back for utilization as soon as possible, your number of days on the Bid Submittal should be realistic and they are not the determining factor in the bid selection.**
- Government Estimate? **Will be included in Addendum 2.**

MEETING ADJORNED:

PROJECT SITE EXAMINATION

SECTION 3 CONCLUSIONS

New Horizons performed an asbestos inspection of Building 422 located at Camp Ashland, Ashland, Nebraska. The purpose of this asbestos inspection was to identify asbestos containing materials (ACM) in the building prior to renovation. The inspection confirmed that there is no ACM in the interior or on the exterior of Building 422. New Horizons recommends proceeding with plans for renovation.

I, the undersigned, a state-certified asbestos inspector, certify that all applicable regulations were adhered to during this inspection.

Inspector:



Jazhan Amill

Inspector:

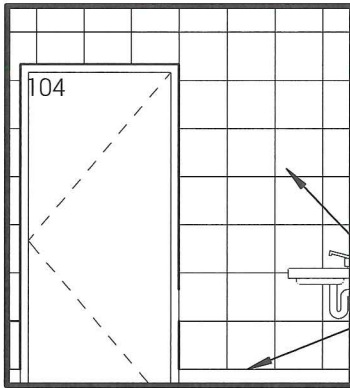


Heather Piersol



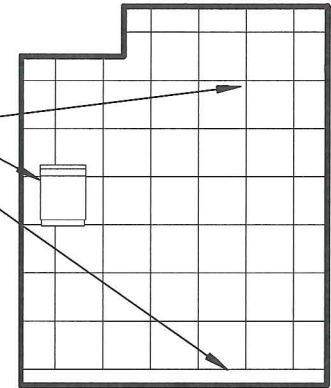
CAMP ASHLAND BUILDINGS 422 AND 423 MODERNIZATION ADDENDUM NO. 2

DATE: 07/18/16
SHEET 1 OF 2



- 093000 WALL TILE
- 102800 TOWEL DISPENSER
- 096723 RESINOUS FLOORING SYSTEM
-WALL BASE

- 093000 WALL TILE
- 096723 RESINOUS FLOORING SYSTEM
-WALL BASE

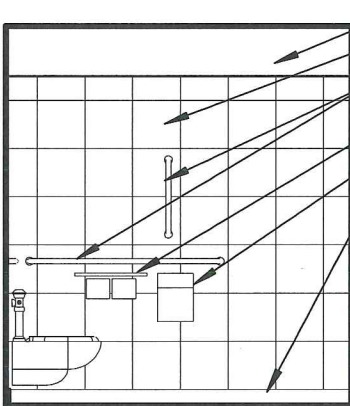


1 LATRINE 104 EAST - 422

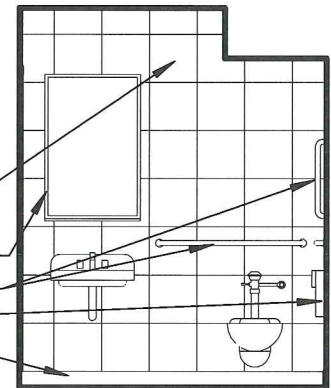
1/4" = 1'-0" REFERENCES A1/A8.1

2 LATRINE 104 NORTH - 422

1/4" = 1'-0" REFERENCES L16/A8.1



- 092116 GYPSUM BOARD - PAINTED
- 093000 WALL TILE
- 102800 GRAB BAR
- 102800 TOILET PAPER DISPENSER
- 102800 FEMININE PRODUCTS DISPOSAL
- 096723 RESINOUS FLOORING SYSTEM
-WALL BASE



- 093000 WALL TILE
- 102800 FRAMED MIRROR
- 102800 GRAB BAR
- 102800 FEMININE PRODUCTS DISPOSAL
- 096723 RESINOUS FLOORING SYSTEM
-WALL BASE

3 LATRINE 104 WEST - 422

1/4" = 1'-0" REFERENCES L11/A8.1

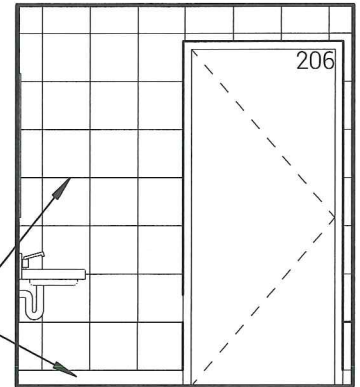
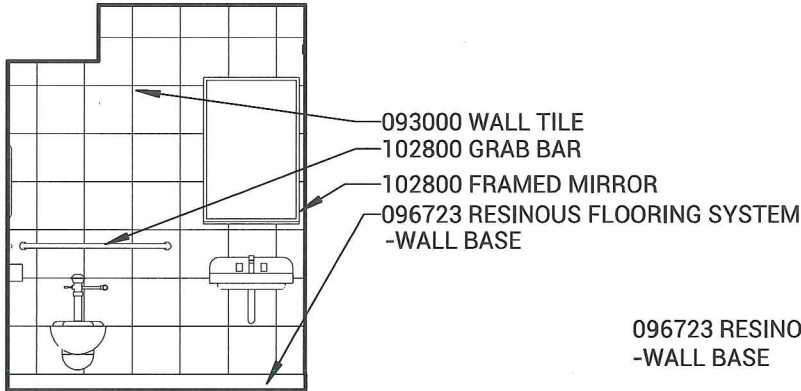
4 LATRINE 104 SOUTH - 422

1/4" = 1'-0" REFERENCES A7/A8.1



CAMP ASHLAND BUILDINGS 422 AND 423 MODERNIZATION ADDENDUM NO. 2

DATE: 07/18/16
SHEET 2 OF 2

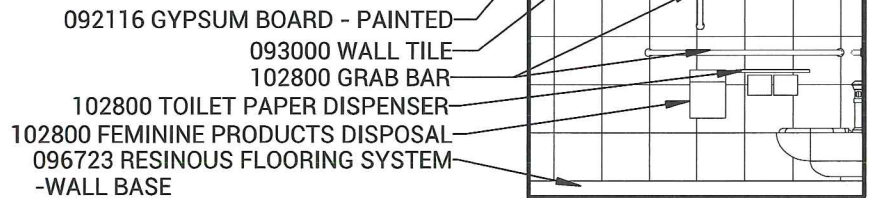
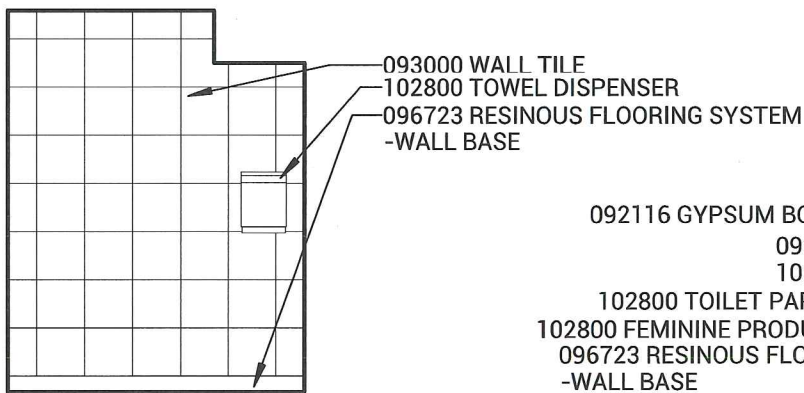


5 LATRINE 206 SOUTH - 423

1/4" = 1'-0" REFERENCES E6/A8.2

6 LATRINE 206 WEST - 423

1/4" = 1'-0" REFERENCES E10/A8.2



7 LATRINE 206 NORTH - 423

1/4" = 1'-0" REFERENCES A6/A8.2

8 LATRINE 206 EAST - 423

1/4" = 1'-0" REFERENCES A10/A8.2



ARCHITECT
 BAHR VERMEER HAECKER ARCHITECTS
 440 N 8TH ST STE 100
 LINCOLN NE 68508
 V 402 475 4551
 F 402 475 0226
 bvh.com

CIVIL ENGINEER
 JED CONSULTING GROUP, INC
 2700 FLETCHER AVE
 LINCOLN, NE 68504
 V 402 435 3080
 F 402 435 4110
 jco.com

STRUCTURAL ENGINEER
 LANGE STRUCTURAL GROUP, LLC
 7225 CANYON RD
 LINCOLN, NE 68516
 V 402 421 9540
 F 402 560 9221
 langestructuralgroup.com

MEP ENGINEER
 ENGINEERING TECHNOLOGIES, INC
 1111 N 13TH ST, STE 216
 OMAHA, NE 68102
 V 402 330 2772
 F 402 330 2630
 eti-engineers.com

Revision Schedule		
Mark	Date	Description
1	77/19/2016	ALIGNMENT CHANGE

CAMP ASHLAND BUILDINGS
 422 AND 423
 MODERNIZATION

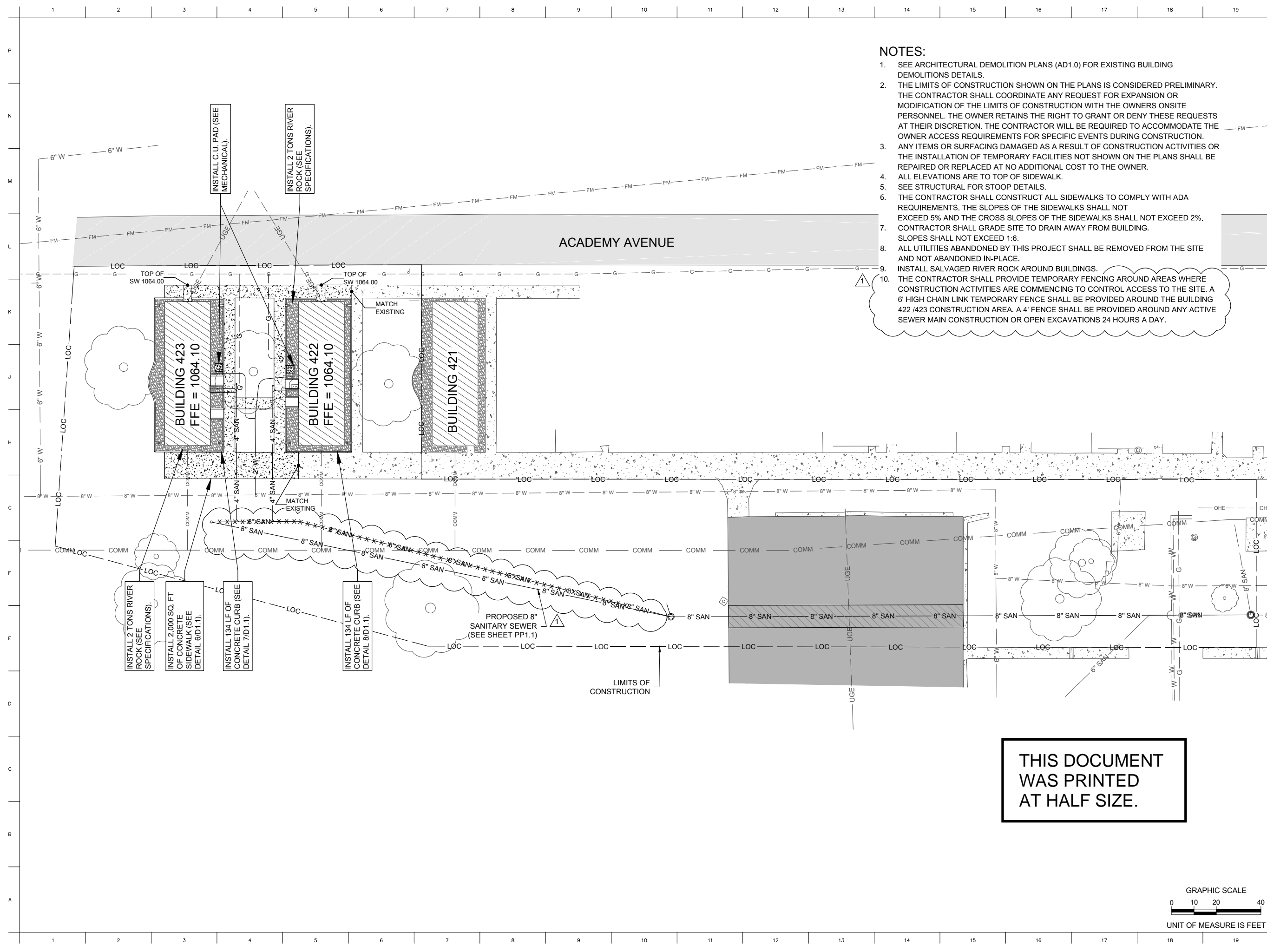
NMD PROJECT: 31090388 / 31090423
 BVH PROJECT: F15124.1 / F15124.2/9/15
 DATE: 6/30/2016
 © COPYRIGHT BVH ARCHITECTS



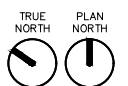
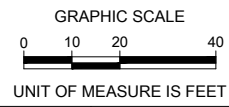
PROPOSED SITE PLAN

NOTES:

- SEE ARCHITECTURAL DEMOLITION PLANS (AD1.0) FOR EXISTING BUILDING DEMOLITIONS DETAILS.
- THE LIMITS OF CONSTRUCTION SHOWN ON THE PLANS IS CONSIDERED PRELIMINARY. THE CONTRACTOR SHALL COORDINATE ANY REQUEST FOR EXPANSION OR MODIFICATION OF THE LIMITS OF CONSTRUCTION WITH THE OWNERS ONSITE PERSONNEL. THE OWNER RETAINS THE RIGHT TO GRANT OR DENY THESE REQUESTS AT THEIR DISCRETION. THE CONTRACTOR WILL BE REQUIRED TO ACCOMMODATE THE OWNER ACCESS REQUIREMENTS FOR SPECIFIC EVENTS DURING CONSTRUCTION.
- ANY ITEMS OR SURFACING DAMAGED AS A RESULT OF CONSTRUCTION ACTIVITIES OR THE INSTALLATION OF TEMPORARY FACILITIES NOT SHOWN ON THE PLANS SHALL BE REPAIRED OR REPLACED AT NO ADDITIONAL COST TO THE OWNER.
- ALL ELEVATIONS ARE TO TOP OF SIDEWALK.
- SEE STRUCTURAL FOR STOOP DETAILS.
- THE CONTRACTOR SHALL CONSTRUCT ALL SIDEWALKS TO COMPLY WITH ADA REQUIREMENTS. THE SLOPES OF THE SIDEWALKS SHALL NOT EXCEED 5% AND THE CROSS SLOPES OF THE SIDEWALKS SHALL NOT EXCEED 2%.
- CONTRACTOR SHALL GRADE SITE TO DRAIN AWAY FROM BUILDING. SLOPES SHALL NOT EXCEED 1:6.
- ALL UTILITIES ABANDONED BY THIS PROJECT SHALL BE REMOVED FROM THE SITE AND NOT ABANDONED IN-PLACE.
- INSTALL SALVAGED RIVER ROCK AROUND BUILDINGS.
- THE CONTRACTOR SHALL PROVIDE TEMPORARY FENCING AROUND AREAS WHERE CONSTRUCTION ACTIVITIES ARE COMMENCING TO CONTROL ACCESS TO THE SITE. A 6' HIGH CHAIN LINK TEMPORARY FENCE SHALL BE PROVIDED AROUND THE BUILDING 422 /423 CONSTRUCTION AREA. A 4' FENCE SHALL BE PROVIDED AROUND ANY ACTIVE SEWER MAIN CONSTRUCTION OR OPEN EXCAVATIONS 24 HOURS A DAY.



THIS DOCUMENT
 WAS PRINTED
 AT HALF SIZE.



C2.1



ARCHITECT
 BAHR VERMEER HAECKER ARCHITECTS
 440 N 8TH ST STE 100
 LINCOLN NE 68508
 V 402 475 4551
 F 402 475 0226
 bvh.com

CIVIL ENGINEER
 JEO CONSULTING GROUP, INC
 2700 FLETCHER AVE
 LINCOLN, NE 68504
 V 402 435 3080
 F 402 435 4110
 jeo.com

STRUCTURAL ENGINEER
 LANGE STRUCTURAL GROUP, LLC
 7225 CANYON RD
 LINCOLN, NE 68516
 V 402 421 9540
 F 402 560 9221
 langestructuralgroup.com

MEP ENGINEER
 ENGINEERING TECHNOLOGIES, INC
 1111 N 13TH ST, STE 216
 OMAHA, NE 68102
 V 402 330 2772
 F 402 330 2630
 eti-engineers.com

NOTE:

1. ALL ELEVATIONS ARE TO TOP OF SIDEWALK.
2. SEE STRUCTURAL FOR STOOP DETAILS.
3. THE CONTRACTOR SHALL CONSTRUCT ALL SIDEWALKS TO COMPLY WITH ADA REQUIREMENTS. THE SLOPES OF THE SIDEWALKS SHALL NOT EXCEED 5% AND THE CROSS SLOPES OF THE SIDEWALKS SHALL NOT EXCEED 2%.
4. CONTRACTOR SHALL GRADE SITE TO DRAIN AWAY FROM BUILDING. SLOPES SHALL NOT EXCEED 1:6.
5. ALL UTILITIES ABANDONED BY THIS PROJECT SHALL BE REMOVED FROM THE SITE AND NOT ABANDONED IN-PLACE.
6. SEE INDIVIDUAL BUILDING MECHANICAL SHEETS FOR CONTINUATION OF UTILITIES.
7. CONTRACTOR SHALL COORDINATE SPECIFIC REQUIREMENTS FOR GAS MAIN WITH BLACK HILLS ENERGY, SEE MECHANICAL.

**THIS DOCUMENT
 WAS PRINTED
 AT HALF SIZE.**

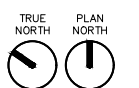
Revision Schedule		
Mark	Date	Description
1	7/7/19/2016	ALIGNMENT CHANGE

**CAMP ASHLAND BUILDINGS
 422 AND 423
 MODERNIZATION**

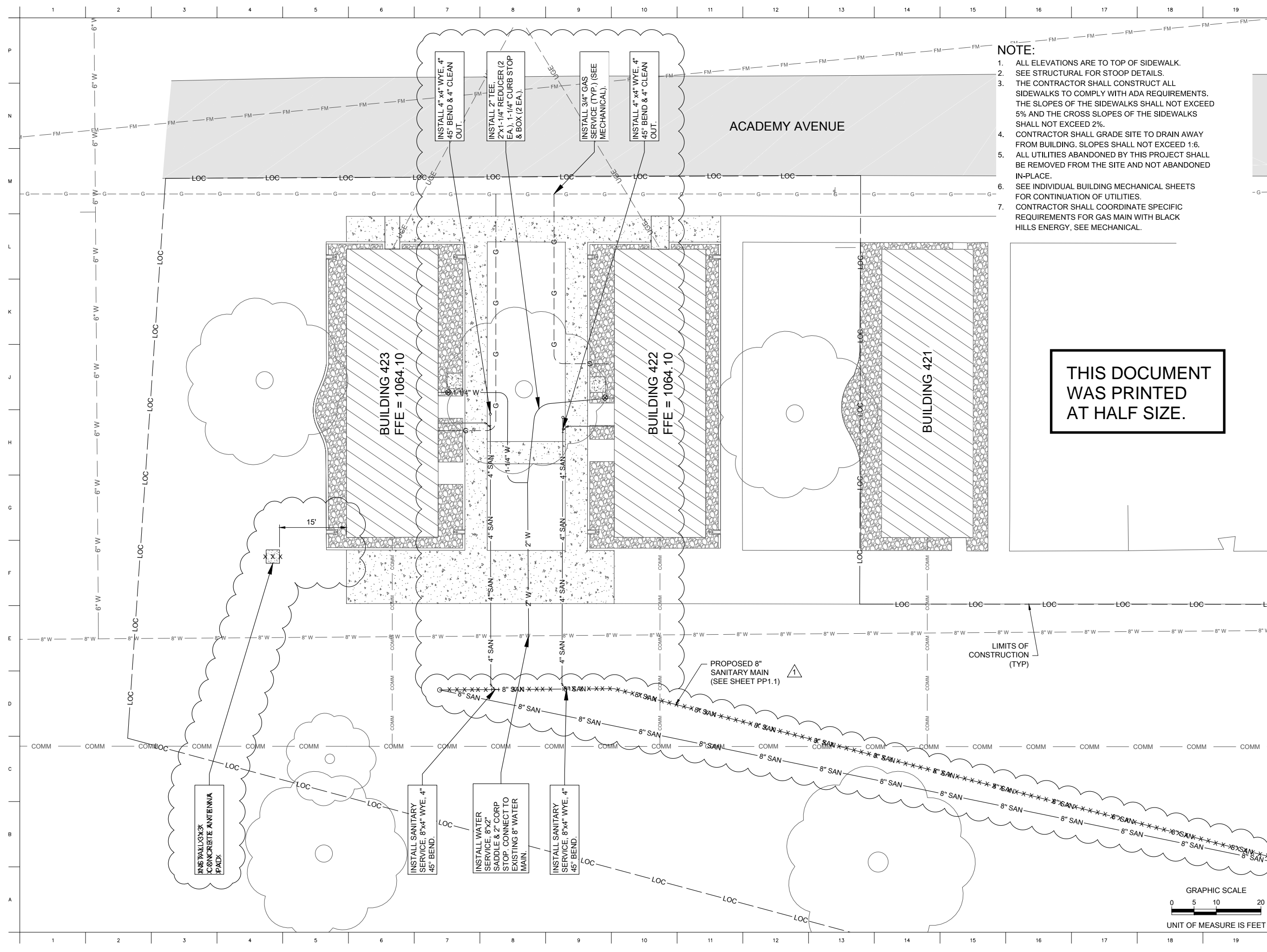
NMD PROJECT: 31090388 / 31090423
 BVH PROJECT: F15124.1 / F15124.2/9/15
 DATE: 6/30/2016
 © COPYRIGHT BVH ARCHITECTS



PROPOSED UTILITY PLAN



C2.2



ACADEMY AVENUE

THIS DOCUMENT
WAS PRINTED
AT HALF SIZE.

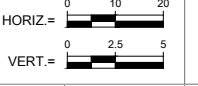
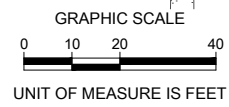
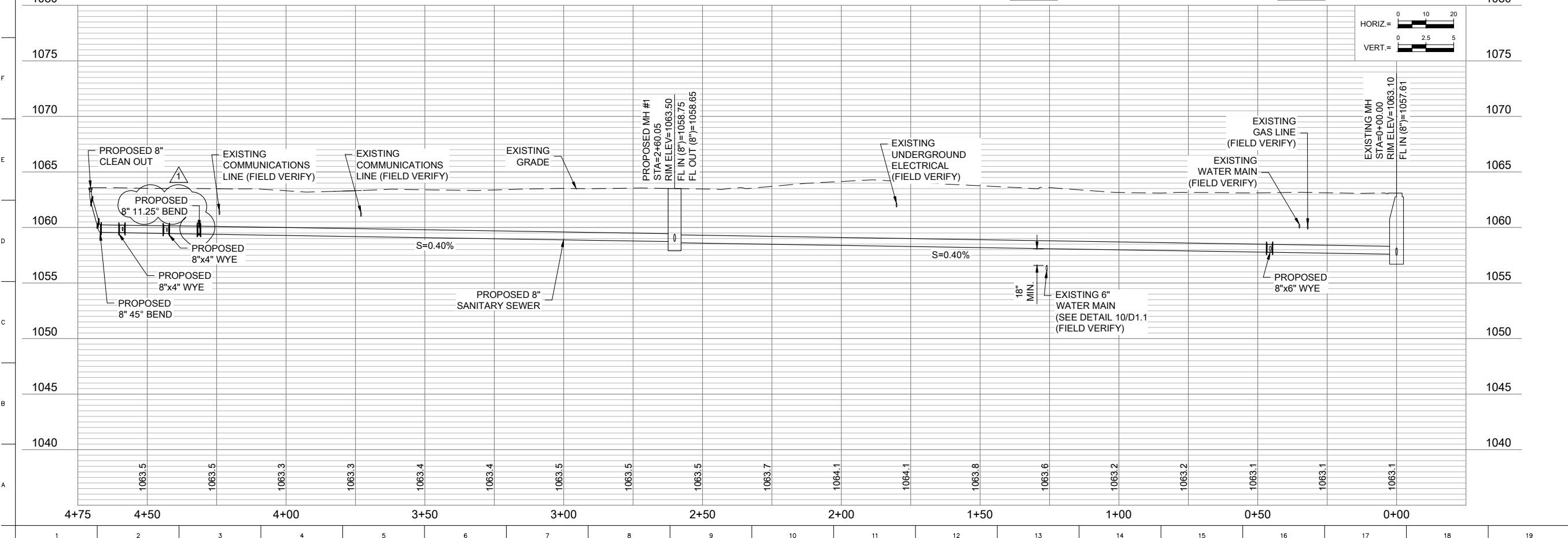
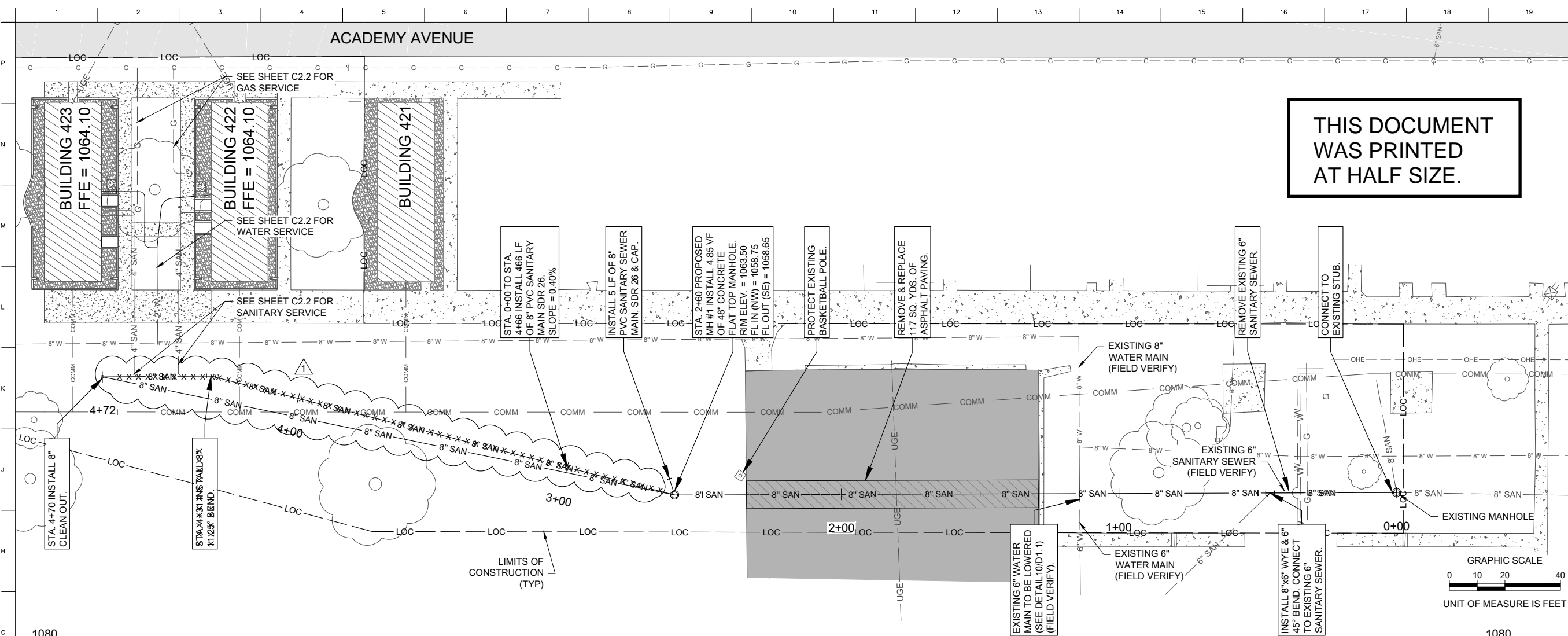


ARCHITECT
BAHR VERMEER HAECKER ARCHITECTS
440 N 8TH ST STE 100
LINCOLN NE 68508
V 402 475 4551
F 402 475 0226
bvh.com

CIVIL ENGINEER
JEO CONSULTING GROUP, INC
2700 FLETCHER AVE
LINCOLN, NE 68504
V 402 435 3080
F 402 435 4110
jco.com

STRUCTURAL ENGINEER
LANGE STRUCTURAL GROUP, LLC
7225 CANYON RD
LINCOLN, NE 68516
V 402 421 9540
F 402 560 9221
langestructuralgroup.com


MEP ENGINEER
ENGINEERING TECHNOLOGIES, INC
1111 N 13TH ST, STE 216
OMAHA, NE 68102
V 402 330 2772
F 402 330 2630
eti-engineers.com



Revision Schedule		
Mark	Date	Description
1	7/7/2016	ALIGNMENT CHANGE

CAMP ASHLAND BUILDINGS
422 AND 423
MODERNIZATION

NMD PROJECT: 31090388 / 31090423
BVH PROJECT: F15124.1 / F15124.2/9/15
DATE: 6/30/2016
© COPYRIGHT BVH ARCHITECTS



PLAN & PROFILE

