



31 July 2014

MILITARY DEPARTMENT
STATE of NEBRASKA
LINCOLN, NEBRASKA

**NEBRASKA ARMY NATIONAL GUARD
NORFOLK FMS #7 SUSTAINMENT**

at
**Norfolk FMS #7 / Fire Station
1707 North Airport Road
Norfolk, NE 68701**

PROJECT NO. 31100088

A D D E N D U M N O . 1

The original specifications and drawings on the STATE OF NEBRASKA REQUEST for PROPOSAL FORM for the project noted above are amended as noted in this Addendum No. 1.

Receipt of this Addendum shall be acknowledged by inserting its number and date in the space provided on the Bid Form.

ADDENDUM NO. 1

NOTE TO ALL PLANHOLDERS: Please insert this Addendum into your copy of the Contract Documents for the above named project.

The following changes to the Contract Documents are issued by the CFMO-CMB and shall have the same force and affect as though a part of the original issue.

THE RECEIPT DATE, TIME and LOCATION of the BID PROPOSAL submission HAVE NOT CHANGED.


ITEM NO.

ADD 1-1 Replace Drawing Sheet A-8 (attached PDF):

The existing wall mounted heater in Electronics Room "shall be removed." Install a new heater recessed in the ceiling. Heater shall be QMark CDF-558 with CDF-T4 thermostat or equal. Upgrade circuit breaker to 30 AMPS as required by heater specs..

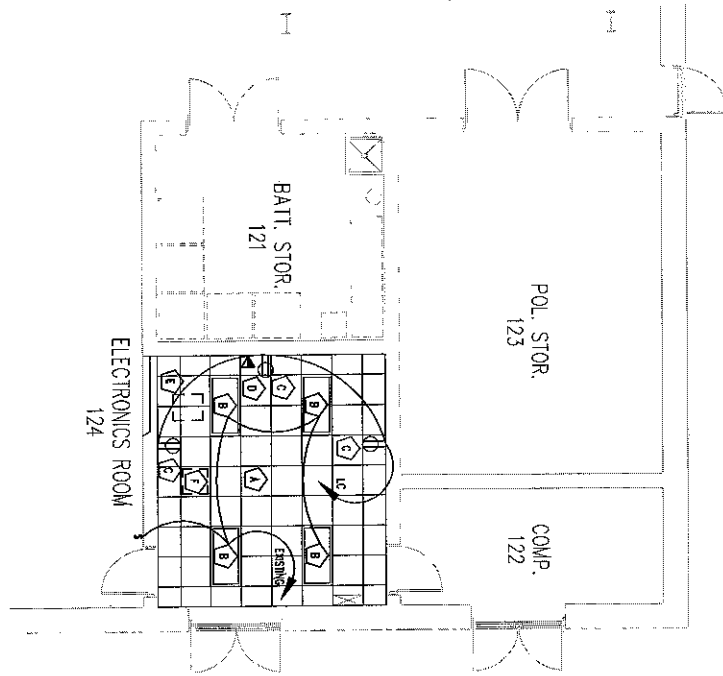
ADD 1-2 Attached Pre-Bid Meeting Sign In Sheet.

THIS ADDENDUM SHALL BE ATTACHED TO AND MADE A PART OF THE DRAWINGS AND SPECIFICATIONS AND SHALL BE ACKNOWLEDGED WITH THE BIDDER'S PROPOSAL.


DARYL L. BOHAC
MAJOR GENERAL The Adjutant General

End of Addendum No. 1





A. Ceiling:

1. Install suspended ceiling grid at 10 feet from floor.
2. Match existing ceiling tile in FMS Offices or Fire Station.
3. Submit proposed ceiling tile to CFMO for approval.

B. Lights

1. Install lights per layout.
2. Lights shall be 4 lamp T-8 Recessed Lights. Submit light fixtures to Project Manager for approval.

C. Electrical Outlets

1. Install electrical outlets on west, east, and south walls.
2. Panel LC on west wall in garage shall be location of breaker for outlets.
3. Paint conduit to match existing walls.

D. Network Jack

1. Add network jack to south wall near southwest corner.
2. Paint conduit to match existing walls.

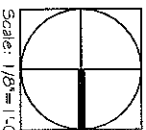
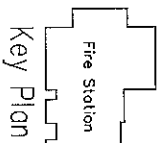
E. Heater

1. Remove existing wall mounted heater.

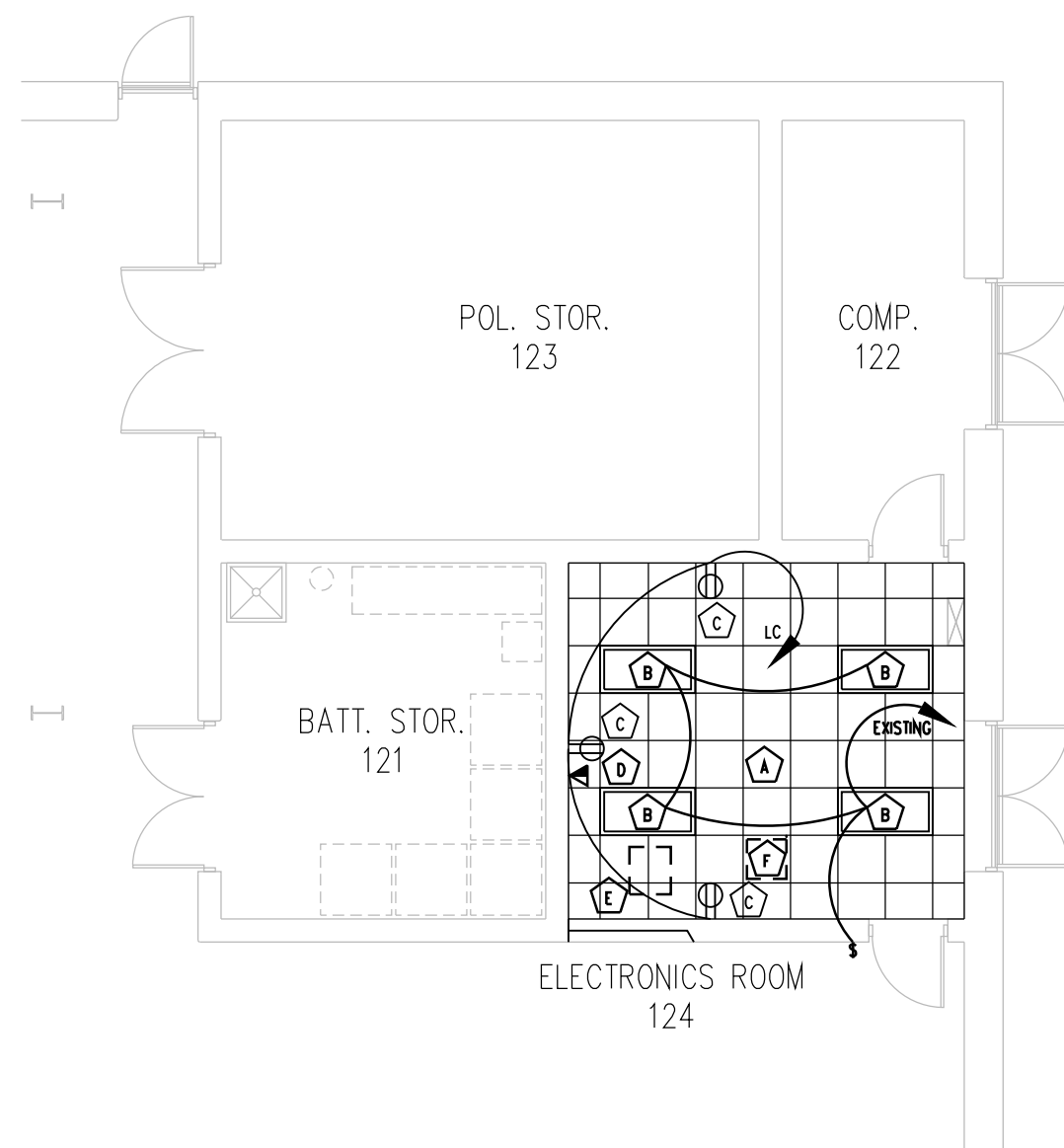
E. Heater

1. Install new heater recessed in ceiling.
2. Heater shall be QMark CDF-558 with CDF-T4 thermostat or equal.
3. Upgrade circuit breaker to 30 AMPS as required by heater specs.

Flammable Materials Storage



Scale: 1/8" = 1'-0"



- A. Ceiling:**
1. Install suspended ceiling grid at 10 feet from floor.
 2. Match existing ceiling tile in FMS Offices or Fire Station.
 3. Submit proposed ceiling tile to CFMO for approval.

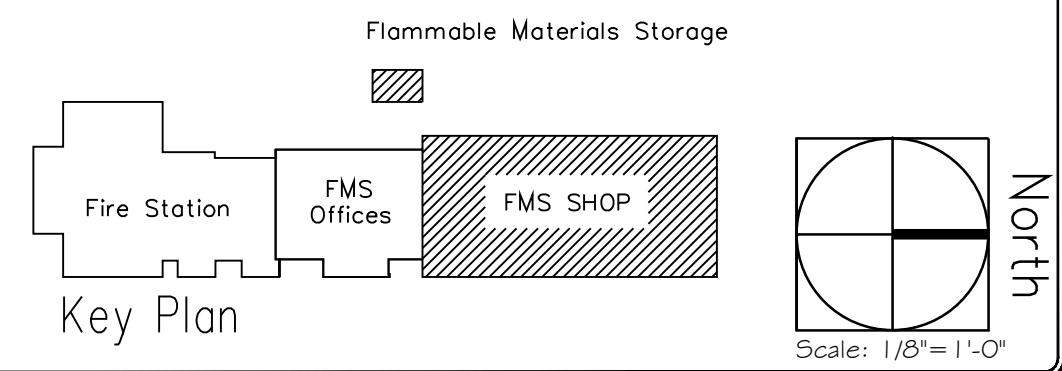
- B. Lights**
1. Install lights per layout.
 2. Lights shall be 4 lamp T-8 Recessed \ Lights. Submit light fixtures to Project Manager for approval.

- C. Electrical Outlets**
1. Install electrical outlets on west, east, and south walls.
 2. Panel LC on west wall in garage shall be location of breaker for outlets.
 3. Paint conduit to match existing walls.

- D. Network Jack**
1. Add network jack to south wall near southwest corner.
 2. Paint conduit to match existing walls.

- E. Heater**
1. Remove existing wall mounted heater.

- E. Heater**
1. Install new heater recessed in ceiling.
 2. Heater shall be QMark CDF-558 with CDF-T4 thermostat or equal.
 3. Upgrade circuit breaker to 30 AMPS as required by heater specs.



Nebraska Army National Guard
 Adjutant General: Brigadier General Daryl L. Bohac
 Const & Facilities Mgmt Office
 2433 NW 24th Street
 Lincoln, Nebraska 68524
 Issue Date: 25 JUL 14
 Project Number: 31100088

Sustainment Project 2014
 Norfolk FMS & Fire Station
 Nebraska Army National Guard

**FMS ELECTRONICS
 ROOM SUSTAINMENT**

SHEET:
A-8
 8 OF 8