



6 January 2014

MILITARY DEPARTMENT  
STATE of NEBRASKA  
LINCOLN, NEBRASKA

**NEBRASKA ARMY NATIONAL GUARD  
SEWARD MUSEUM CLIMATE CONTROLLED STORAGE**

at  
Seward Readiness Center  
201 North 8<sup>th</sup> Street  
Seward, NE 68434

PROJECT NO. 31030117

**A D D E N D U M   N O .   1**

The original specifications and drawings on the STATE OF NEBRASKA REQUEST for PROPOSAL FORM for the project noted above are amended as noted in this Addendum No. 1.

Receipt of this Addendum shall be acknowledged by inserting its number and date in the space provided on the Bid Form.

**ADDENDUM NO. 1**

NOTE TO ALL PLANHOLDERS: Please insert this Addendum into your copy of the Contract Documents for the above named project.

The following changes to the Contract Documents are issued by the CFMO-CMB and shall have the same force and affect as though a part of the original issue.

**THE RECEIPT DATE, TIME and LOCATION of the BID PROPOSAL submission HAVE NOT CHANGED.**

**ITEM NO.**

ADD 1-1     **BID PROPOSAL FORM Page BF - 4 of 5:**

Replace page "BF - 4 of 5" with attached "BF - 4 of 5 Revised".

ADD 1-2     Contract Documents have been submitted to the State Fire Marshal's (SFM) office and are currently under review. SFM Permit shall be forwarded to Contractor once received. Contractor shall be responsible for executing and coordinating all requirements, including inspections, of SFM permit once received.


ADD 1-3     Contractor shall submit Contract Documents to City of Seward for building permit. Cost of permit shall be included in Contractor's bid. Contractor to obtain permits per specification SECTION 00800 - PROJECT REQUIREMENTS paragraph 8. PERMITS AND RESPONSIBILITY FOR WORK.

ADD 1-4     Contractor shall construct temporary construction barrier as indicated on detail A1 sheet A4.1. Wall shall be 2 x 4 wood studs with 5/8 inch plywood on the Assembly Hall side of the

wall. Provide 3 foot wide by 7 foot high door with hinges, passage lockset and a hasp for a padlock. Padlock will be supplied by the Owner.

- ADD 1-5 Contractor shall install four (12)-3 feet x 5 feet marker boards which will be provided by Owner. Include blocking for installation on gypsum board walls.
- ADD 1-6 Reference Detail I1 on Sheet AD1.1. Contractor shall verify extent to which existing window framing will need to be removed to facilitate removal of existing sill pieces "A" and "B". Remove existing as required and re-install after removal and re-installation of sill pieces.
- ADD 1-7 Reference Detail A9 on Sheet A1.1. Contractor shall paint both sides of pair of existing (EXG) double doors and frame on east wall of Storage/Workshop 007.
- ADD 1-8 Attached are drawing sheets A1.1 and A4.1.
- ADD 1-9 Question: Are the storage rooms considered finished space and require PVC jacket on piping?  
Answer: The storage rooms are finished spaces and require all the new piping insulation to be provided with PVC jacketing. The piping in the crawl space is not a finished space and does not need to be provided with PVC jacketing.
- ADD 1-10 The following manufacturers have received prior approval for bidding purposes subject to shop drawing review:  
Spiral Ductwork as manufactured by Spiral Pipe of Texas.
- ADD 1-11 Make the following changes to the Mechanical Specifications:  
1. Section 23 0913 – INSTRUMENTATION AND CONTROL DEVICES FOR HVAC  
A. Add the following paragraph to section 23 0913-2.06-A  
i. 7. Sensors to be VICONICS VT7600 series Non-programable Thermostats (BACnet MS/TP)  
2. Section 23 0923 – DIRECT-DIGITAL CONTROL SYSTEM FOR HVAC  
A. Revised paragraph 23 0923-1.04-A to read:  
i. A. The new control system shall be compatible with the new Energy Management Control System being put in place for NEARNG. The system currently in place serves as a single platform for all National Guard facilities in Nebraska. The new central control system uses a Tridium Niagara AX Talon control platform with JACE 6 or higher with embedded BACnet controllers at the facility level. This contractor shall provide the JACE 6 controllers.  
B. Add the following paragraph to section 23 0923-3.04  
i. B. Contractor/Owner to be present and approve final JACE operation and test.  
C. Revise Paragraph 23 0923-3.05-C to read:  
i. C. Provide complete service of systems, including call backs. Make minimum of 6 complete normal inspections of approximately 4 hours duration in addition to normal service calls to inspect, calibrate, and adjust controls, and submit written reports.  
3. Section 23 0993 – SEQUENCE OF OPERATIONS FOR HVAC CONTROLS  
A. Add the following paragraph to section 23 0993-3.07  
i. B. Provide ADAM 4051 Pulse Counter (Modbus RTU).
- ADD 1-12 Question: Is the new transformer installed by the Utility or just provided by the Utility?  
Answer: The transformer will be installed by the Utility. Coordinate exact Utility requirements for installation including concrete pad, bollards, etc. with Utility.

THIS ADDENDUM SHALL BE ATTACHED TO AND MADE A PART OF THE DRAWINGS AND SPECIFICATIONS AND SHALL BE ACKNOWLEDGED WITH THE BIDDER'S PROPOSAL.

  
DARYL L. BOHAC  
MAJOR GENERAL The Adjutant General

End of Addendum No. 1



6. I / We, in submitting this Bid estimate that the project will take \_\_\_\_\_ calendar days to complete the entire work and ready for use after the required commencement of work. **On this Project, Substantial Completion of Room 001 must be completed no later than 15 May 2014 and completion of the entire Project no later than 30 June 2014.** The time stated for completion includes final cleanup of the premises and requirements of "final inspection".

The undersigned acknowledges receipt of the following addenda:

NO. \_\_\_\_\_ THROUGH NO. \_\_\_\_\_

\_\_\_\_\_  
Corporate Seal and State of Incorporation

\_\_\_\_\_  
Name of Firm

An Individual ( )  
A Co-Partnership ( )  
A Corporation ( )

\_\_\_\_\_  
Date

\_\_\_\_\_  
Signature

\_\_\_\_\_  
Printed Name

\_\_\_\_\_  
Title

\_\_\_\_\_  
Address

\_\_\_\_\_  
City, State, Zip Code

\_\_\_\_\_  
Federal I.D. or Social Security No.

( ) \_\_\_\_\_  
Phone

( ) \_\_\_\_\_  
Fax

\_\_\_\_\_  
Email Address


NOTE: IF BIDDER IS A PARTNERSHIP, GIVE THE FULL NAMES OF ALL PARTNERS:

\_\_\_\_\_  
Partner

\_\_\_\_\_  
Partner

\_\_\_\_\_  
Partner





**PROJECT:**  
SEWARD MUSEUM CLIMATE CONTROLLED STORAGE  
555 S. 2ND ST. 3RD FL.  
MILWAUKEE, WI 53204  
DATE: 02/20/2019  
DRAWN BY: J. HANSEN  
CHECKED BY: J. HANSEN  
DATE: 02/20/2019

**BY:** J. HANSEN  
**DATE:** 02/20/2019  
**PROJECT:** SEWARD MUSEUM CLIMATE CONTROLLED STORAGE  
555 S. 2ND ST. 3RD FL.  
MILWAUKEE, WI 53204

NO.	REVISIONS	DATE	BY
1	ISSUED FOR CONSTRUCTION		

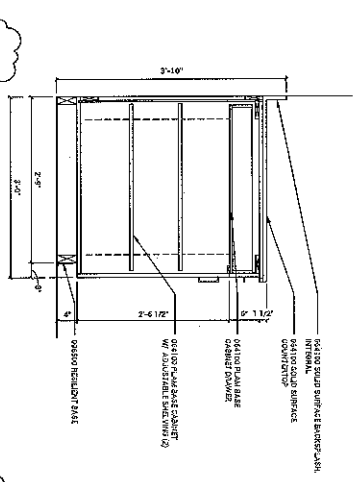
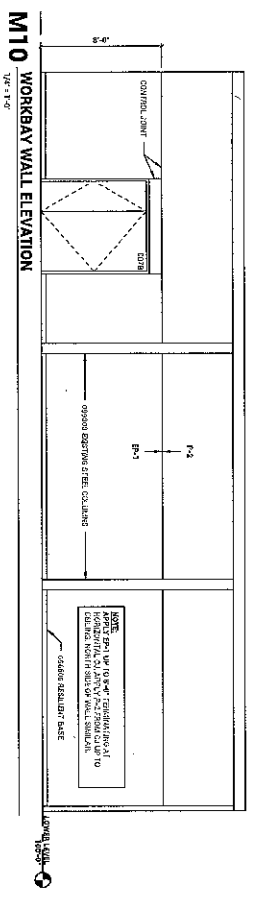
**SEWARD MUSEUM CLIMATE CONTROLLED STORAGE**

**MANAGER:** J. HANSEN  
**DATE:** 02/20/2019

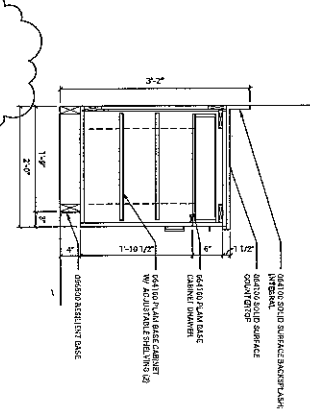


**CASEWORK DETAILS**

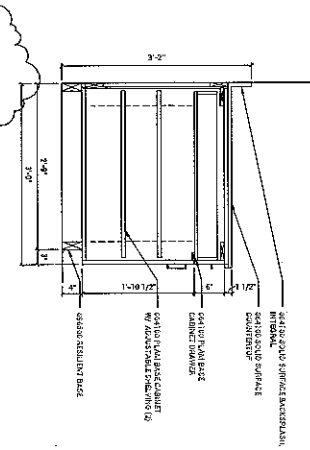
**A4.1**



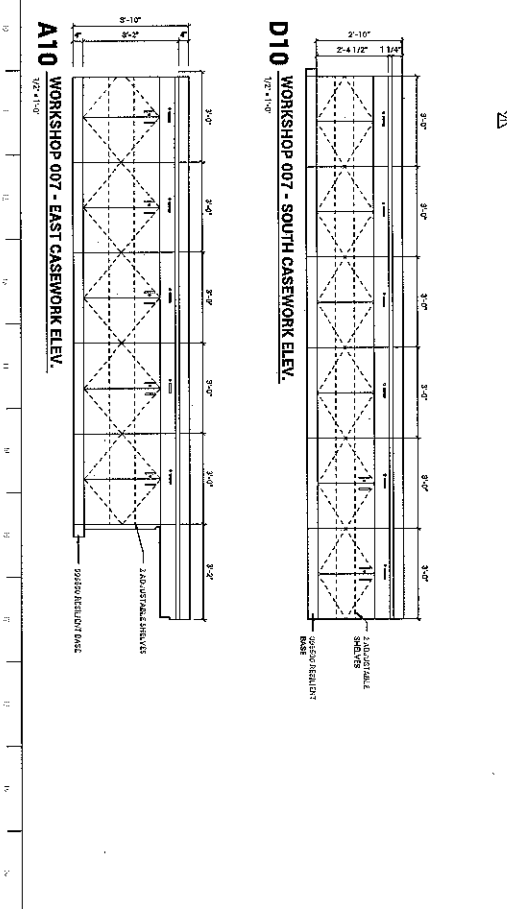
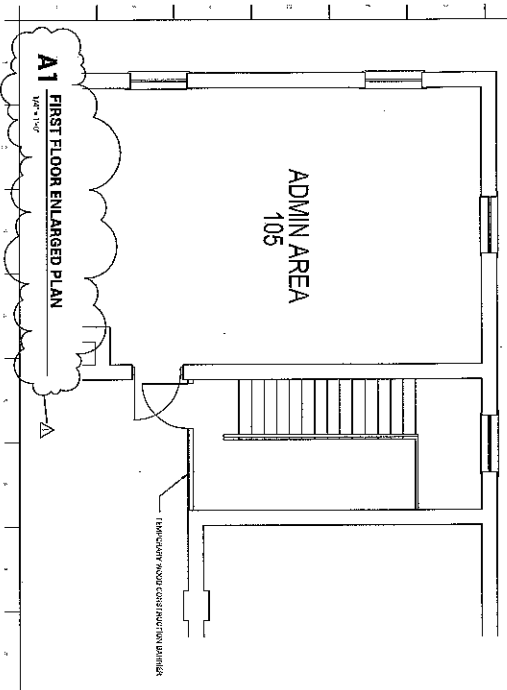
**H4 36\"/>**



**H10 24\"/>**



**H16 36\"/>**



**A4.1**