



13 JUNE 2013

MILITARY DEPARTMENT
STATE of NEBRASKA
LINCOLN, NEBRASKA

**NEBRASKA ARMY NATIONAL GUARD
1776 BUILDING RENOVATION**

at the

**1776 ARMORY
1776 N. 10TH STREET
Lincoln, NEBRASKA 68508**

for the

MILITARY DEPARTMENT
STATE of NEBRASKA
Lincoln, Nebraska

PROJECT NO. 31030098

A D D E N D U M N O . 1

The original specifications and drawings on the STATE OF NEBRASKA REQUEST for PROPOSAL FORM for the project noted above are amended as noted in this Addendum No. 1.

Receipt of this Addendum shall be acknowledged by inserting its number and date in the space provided on the Bid Form.

ADDENDUM NO. 1

NOTE TO ALL PLANHOLDERS: Please insert this Addendum into your copy of the Contract Documents for the above named project.

The following changes to the Contract Documents are issued by the CFMO-CMB and shall have the same force and affect as though a part of the original issue.

THE RECIEPT DATE, TIME and LOCATION of the BID PROPOSAL submission HAS NOT CHANGED.

ITEM NO.:

- ADD 1-1: General Reference: See attached Sign-in Sheet from the Pre-Bid Meeting held Thursday, June 6, 2013.
- ADD 1-2: General Reference: Additional visits to the site may be arranged prior to bid. Contact Mr. Josh Cowan at 402-309-8462 or MSG Daniel Taylor at 402-309-7348.
- ADD1-3: Contractors intending to drop off bid forms in person must inform the National Guard prior to entering the Army/Air Force National Guard Base. Please call one of the following contacts at least 24 hours before bid time in order to gain access to the base.

1. Lieutenant Colonel Tom Hanson: 402-309-8453
2. Mr. Robert DeMoss 402-309-8464
3. Ms. Pamela Webb: 402-309-8481
4. Mr. John Henning: 402-309-8450



ADD 1-4: Refer to Specification 07 14 16 Cold Fluid-applied Waterproofing, paragraph 1.02.A.1. Modify "masonry infill" to read "concrete infill". Per note 15 on Sheet A1.1 and detail C on Sheet S2.2 the opening infill is to be cast-in-place concrete. The intent is that in the future this areaway will be backfilled and therefore needs to be structured and waterproofed accordingly. Backfilling is not part of this contract.

ADD 1-5: Refer to Sheet A1.1, note 16. Modify note to read Liquid Applied Waterproofing in lieu of Sheet Waterproofing.

ADD 1-6: Refer to Door Hardware Schedule on Sheet A2.1. In Hardware Set #10, delete reference to Classroom Lock.

MECHANICAL

Prior Approvals – If not specifically called out as OR EQUAL under the specified product the following substitutes are acceptable as long as they meet specification; this is not a formal approval that can only be determined at shop drawing/submittal review stage.

Spiral Ductwork and Fittings	Spiral Pipe OF Texas
Duct Heaters	Nepronics
The following items were submitted for prior approval but have NOT been approved.	

ADD M1-1: Sheet M2.1 - Lower Level HVAC Plan

- a) All supply registers in IT Office 010, restroom 017, & Controlled Area 011 shall be SR-2 type. Refer to attached supplemental drawing AD01.M31-1 for revised Diffuser, Grille, Registers and Louvers Schedule.
- b) Office 015 & Office 016: Return grilles on office side wall shall be 10" below lay-in ceiling height and return grilles on Controlled Area 002 side wall shall be 10" A.F.F.

ADD M1-2: Sheet M2.1 - Partial Second Floor HVAC Plan @ West Entry

- a) All return grilles in Lobby 201, Office 202, Office 204 & Office 205 shall be RG-4 type. Refer to attached supplemental drawing AD01.M31-1 for revised Diffuser, Grille, Registers and Louvers Schedule.

ADD M1-3: Sheet M2.1 - Partial First Floor HVAC Plan @ West Entry

- a) Office 102: Provide a 22x10 RG-4 return grille in office ceiling. Install duct from grille to relocated unit as required. Supply Diffuser in this space shall be a 10"Ø SD-2 type. Refer to attached supplemental drawing AD01.M31-1 for revised Diffuser, Grille, Registers and Louvers Schedule.

ADD M1-4: Sheet M3.1 - Diffusers, Grilles, Registers and Louvers Schedule

- a) Refer to attached supplemental drawing AD01.M31-1 for revised Diffuser, Grille, Registers and Louvers Schedule.

ADD M1-5: Sheet M3.1 – Mini-Split Heat Pump System Schedule

- a) Mini-Split System MS-1 & MSCU-1 shall be a Panasonic CS-E18NKUA & CU-E18NKUA. Refer to attached supplemental drawing AD01.M31-2 for Mini-Split Heat Pump System Schedule.



ELECTRICAL

ADD E1-1: Sheet E0.1 - Lower Level Electrical Demolition Plan

- a) Plywood board/punch downs in crawl space to be removed. Roll up copper trunk lines & coil for future use. See attached drawing AD01.E01-1.
- b) Remove light fixture adjacent plywood board to accommodate new construction.


ADD E1-2: Sheet E2.2 - Lower Level Special Systems Plan

- a) Refer to keynote 8. Wall-mount speakers shall be JBL L830 (or equal). Speakers shall be compatible with owner's system (most likely Crestron) located at 'main input 1' on north wall in Controlled Area 02 014. Coordinate with owner prior to ordering.
- b) All relocated speakers shall be tied back to an existing speaker. Existing-relocated speaker wire does not need to be installed in conduit. All new speaker wire shall be installed in conduit.
- c) Fire-alarm wire shall be installed in conduit.

ADD E1-3: Sheet E4.1 - Electrical One-line Diagram

- a) A Bussmann power module/elevator disconnect will not be allowed in lieu of a circuit breaker with shunt trip & auxiliary contacts.

THIS ADDENDUM SHALL BE ATTACHED TO AND MADE A PART OF THE DRAWINGS AND SPECIFICATIONS AND SHALL BE ACKNOWLEDGED WITH THE BIDDER'S PROPOSAL.



J U D D H. L Y O N S
Major General The Adjutant General

End of Addendum No. 1



HVAC SCHEDULES

DIFFUSERS, GRILLES, REGISTERS AND LOUVERS

PROVIDE SPECIFIED OR EQUAL

MARK	FIXTURE	MANUFACTURER	MODEL #	DAMPER	FINISH	MOUNTING TYPE	DESCRIPTION AND OPTIONS
LV-1	LOUVER	GREENHECK	ESJ-401	-	BY ARCHITECT	SURFACE MOUNT	EXTRUDED ALUMINUM, HORIZONTAL BLADES AT 45°, BIRD SCREEN, RAIN RESISTANT, PROVIDE SIZE AS SHOWN ON DRAWINGS.
RG-1	RETURN GRILLE	NAILOR	4360	(2 HR) RADIATION	OFF-WHITE	LAY-IN	24 GAUGE STEEL, 24" X 24" OR 12" X 24" PANEL, PROVIDE NECK SIZE AS SHOWN ON DRAWINGS
RG-2	RETURN GRILLE	NAILOR	6145HC	-	CLEAR ANODIZE	SURFACE MOUNT ON SPIRAL DUCT	ALUMINUM, BLADES PARALLEL TO FLOOR, CURVED FACE TO MATCH DUCT, PROVIDE SIZE AS SHOWN ON DRAWINGS.
RG-3	RETURN GRILLE	NAILOR	6145H	-	OFF-WHITE	SURFACE MOUNT	24 GAUGE STEEL, 35° BLADE DEFLECTION, 3/4" BLADE SPACING, BLADES PARALLEL TO LONG DIMENSION, PROVIDE SIZE AS SHOWN ON DRAWINGS
RG-4	RETURN GRILLE	NAILOR	4360	-	OFF-WHITE	LAY-IN	24 GAUGE STEEL, 24" X 24" OR 12" X 24" PANEL, PROVIDE NECK SIZE AS SHOWN ON DRAWINGS
SD-1	SUPPLY DIFFUSER	NAILOR	UNI2	(2 HR) RADIATION	OFF-WHITE	LAY-IN	24 GAUGE STEEL, 24" X 24" PANEL, PROVIDE NECK SIZE AS SHOWN ON DRAWINGS
SD-2	SUPPLY DIFFUSER	NAILOR	RNS	-	OFF-WHITE	LAY-IN	24 GAUGE STEEL, 24" X 24" PANEL, PROVIDE NECK SIZE AS SHOWN ON DRAWINGS
SR-1	SUPPLY REGISTER SPIRAL	NAILOR	61 DVC	EXTRACTOR	CLEAR ANODIZE	SURFACE MOUNT ON SPIRAL DUCT	ALUMINUM, DOUBLE DEFLECTION WITH 0° BLADE DEFLECTION ANGLE, CURVED FACE TO MATCH DUCT, AIR EXTRACTOR, PROVIDE SIZE AS SHOWN ON DRAWINGS.
SR-2	SUPPLY REGISTER	NAILOR	61DV	-	OFF-WHITE	SURFACE MOUNT	24 GAUGE STEEL, 3/4" BLADE SPACING, INDIVIDUALLY ADJUSTABLE BLADES, DOUBLE DEFLECTION, PROVIDE SIZE AS SHOWN ON DRAWINGS
XG-1	EXHAUST GRILLE	NAILOR	6145H	OPPOSED BLADE	OFF-WHITE	SURFACE MOUNT	24 GAUGE STEEL, 35° BLADE DEFLECTION, 3/4" BLADE SPACING PROVIDE SIZE AS SHOWN ON DRAWINGS

DIFFUSERS, GRILLES, REGISTERS AND LOUVERS SCHEDULE NOTES

- COORDINATE FINISH COLOR WITH ARCHITECT, LOCATION AND MOUNTING TYPE FOR ALL REGISTER, GRILLES AND DIFFUSERS WITH GENERAL CONTRACTOR PRIOR TO ORDERING.

4630 Antelope Creek Rd Ste 200
P: 402-488-0075 / F: 402-488-0272

www.a-e-sys.com

620 N. 129th Street, Omaha, NE 68154
P: 402-504-3885 / F: 402-504-4598



PROJECT: 1776 Building Renovation Nebraska Army National Guard
PROJECT #: 2013-003
DESCRIPTION: Addendum #1

SHEET:

M3.1

AD001.M31-1

MINI SPLIT HEAT PUMP SYSTEM

MARK	MANUFACTURER	INDOOR UNIT MODEL #	OUTDOOR UNIT MODEL #	CFM	MOISTURE REMOVAL PINTS/HR	410A DX HEAT PUMP				ELECTRIC HEAT KW @ 208V, 1 ϕ	ELECTRICAL			NOTES
						COOLING MBH	HEATING MBH	STAGES	SEER		VOLT	ϕ	OUTDOOR MOP	
MS-1 / MSCU-1	PANASONIC	CS-E18NKUA	CU-E18NKUA	417	4.89	17.1	20.4	1	18	 	208	1	20	1,2,3,4

MINI SPLIT HEAT PUMP SYSTEM SCHEDULE NOTES

1. ALL TEMPERATURES ARE IN DEGREES FAHRENHEIT.
2. ALL COOLING CAPACITIES BASED ON ARI STANDARDS, 95°F DB/74° WB AMBIENT AIR & 80° DB/67° WB RETURN AIR.
3. ALL HEATING CAPACITIES BASED ON 47°F DB/45° WB AMBIENT AIR & 70° DB INDOOR AIR.
4. WIRELESS REMOTE CONTROL AND 3 FAN SPEEDS SHALL BE PROVIDED WITH UNIT.

4630 Antelope Creek Rd Ste 200
P: 402-488-0075 / F: 402-488-0272

www.a-e-sys.com

620 N. 129th Street, Omaha, NE 68154
P: 402-504-3885 / F: 402-504-4598




PROJECT: 1776 Building Renovation Nebraska Army National Guard
PROJECT #: 2013-003
DESCRIPTION: Addendum #1

SHEET:

M3.1

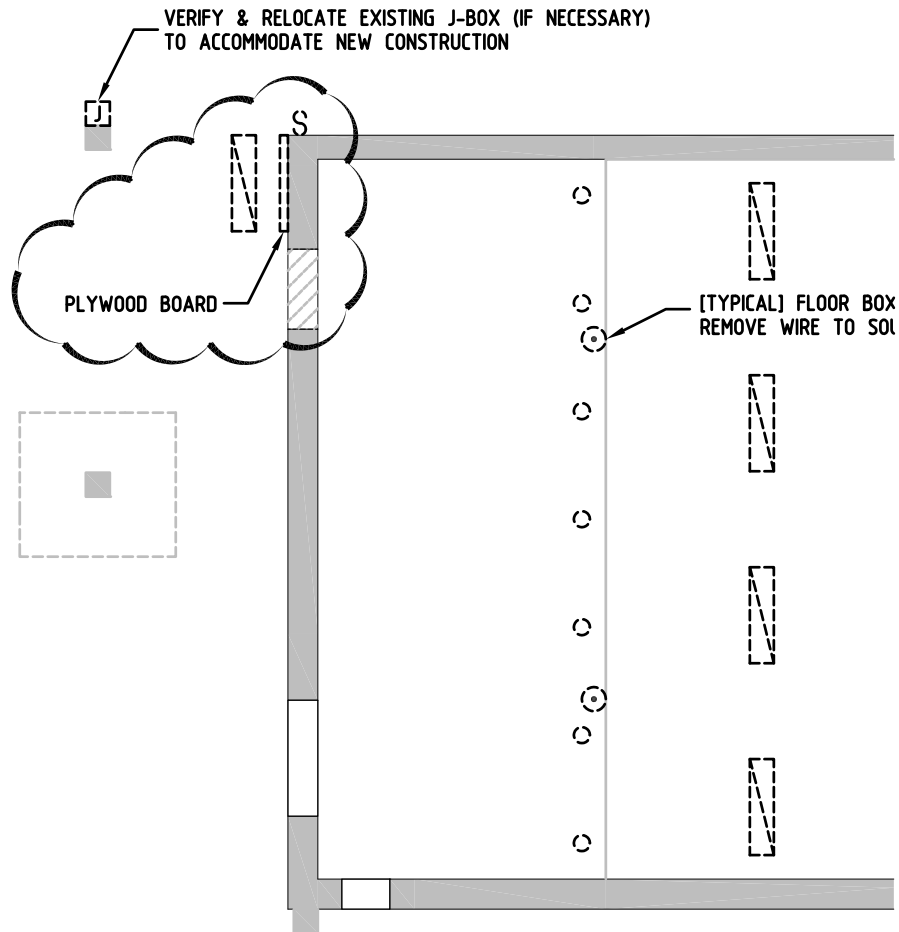

AD001.M31-2



PLYWOOD BOARD/PUNCH DOWNS TO BE REMOVED.
ROLL UP COPPER TRUNK LINES & COIL FOR FUTURE USE



CRAWL SPACE



1 LOWER LEVEL DEMOLITION PLAN

E0.1 1/8" = 1'-0"



PRE - BID CONFERENCE

1776 BUILDING RENOVATION
1776 ARMORY, LINCOLN, NE

06 JUNE 2013 0930 HOURS

NAME	COMPANY / FIRM	ADDRESS	PHONE #	EMAIL
MS. PAMELA WEBB	MILITARY DEPARTMENT	2433 NW 24 TH STREET, LINCOLN, NE 68524-1801	(402) 309-8481	
MR. JOSH COWAN	MILITARY DEPARTMENT	2433 NW 24 TH STREET, LINCOLN, NE 68524-1801	(402) 309-8462	
MR. GAYLE DIETZ	MILITARY DEPARTMENT	2433 NW 24 TH STREET, LINCOLN, NE 68524-1801	(402) 309-8481	
Kurt Kontor	Advanced Contracting	349 310 th St ELKHORN NE 68319	402-499-9012	kurt@advancedcontracting.com
JAMES WOLZ	MECO-HENNE CONTRACTORS	4140 S 87 th St OMAHA NE 68127	402 339 8127	JWOLZ@MECOHENNE.COM
KEITH JURGENS	LUEDER Const.	9999 J St OMAHA, NE 68127	402 537-1000	Kjurgens@Lueder.com
REGAN ZELER	LUND-ROSS CONSTRUCTION	4601 F St OMAHA, NE 68117	402-342-2810	reganz@lundross.com
DREW BOYSEN	DICKEY + BURHAM INC	3021 S 7 th LINCOLN, NE 68521	402-610-0268	drew.boysen.dbi@gmail.com
Ray Rife	Rife Const.	4515 military Ave, Omaha, NE 68104	402-551-7744	steve@RifeConst.com
Neil Smith	Sampson Construction	3730 S 14 th St Lincoln, NE 68502	402-4345450	sampson-construction.com
DAVID AUTRY	MEININGER FIRE PROT.	2521 W. L ST, SUITE 5 LINCOLN, NE 68522	406-2610	DAVID@MFP-INC.COM
Bob Wankow	Bob-Davis Pluf	4810 Adams Ln.	402-464-2999	bw5020@windstream.net

NAME	COMPANY / FIRM	ADDRESS	PHONE #	EMAIL
Jason Lew	Advanced Engineering Systems	4630 Antelope Creek Rd	402-488-0075	jason.lew@a-e-sys.com
Steve Jensen	"	"	"	Steve Jensen
Steve Hiemer	Kingery Construction Co	201 North 46th Lincoln NE	402-465-4400	steven@kingery.com
Tim Maschmeier	Commonwealth Electric	1901 Y St. Lincoln, NE	402-473-2235	tmasc@commonwealth-electric.com
Gretchen Gould	Boud Jones	333 S 9th St. Lincoln, NE	402-261-5077	lincolnhintern@boudjones.com
LEROY BELL	COMMONWEALTH ELECTRIC	1901 Y ST. LINCOLN, NE	402-473-2266	LBell@commonwealth-electric.com
NATE ROYUK	KIDWELL INC.	3333 FOLKWAYS CTR. LINCOLN, NE	402-802-9429	nroyuk@kidwell-us.com
MANK LONG	NIFCO MECH	500 BLUE HERON DR. LINCOLN, NE	402-477-0666	MLONG@NIFCO-MECHANICAL.COM
BEN BOGNER	NQC GROUP	3830 S. 16TH STREET LINCOLN, NE	402-261-5489	BBGNER@NQC-GRUPOINX.COM
Brian Clinton	Cheever	2425 W. 44th St LINCOLN, NE	402-477-6745	bclinton@cheeverconstruction.com
JORDAN WAGNER	SDG	105 NORTH 8th ST LINCOLN, NE	402-438-7788	jordan.wagner@sdgstructural.com
DAVE ZUCKO	OESI	8506 MADISON ST OMAHA NE	402-597-3040	ECIZEK@omaha-electric.com
Kyle Withamson	Advanced Engineering	4630 Antelope Creek Rd Lincoln NE	488-0075	Kyle.Withamson@a-e-sys.com
Jim Krueger	SDG	7501 O ST. SUITE 105	402-486-3232	Jim@SDGLINCOLN.com