

**ADDENDUM NO. 1**

**PROJECT NAME:** West Stadium Sealant Replacement  
**UNL PROJECT NUMBER:** C050P219

**CONSULTANT:** UNL Facilities Planning & Construction.  
1901 Y Street  
Lincoln, NE 68588-0605

**DATE OF ISSUANCE:** August 3, 2012  
**DATE OF BID OPENING:** Unchanged, remains Thursday, August 9, 2012 at 2:00 PM CT

The bid documents dated July 20, 2012 for the above referenced project are amended by this addendum.

NOTICE: This Addendum is issued to all interested prospective bidders as an amendment to the project manual or other parts of the bidding (contract) documents for the above named project. Reference to this Addendum must be included in the Bid proposal. The information contained herein shall be fully incorporated into the contract documents as though originally included therein.

**MODIFICATIONS TO THE SPECIFICATIONS:**

**Item # 1 Refer to the Specifications, Section 01 10 00- Summary of Work:**

- a. At paragraph 1.2 A add to the description of Phase I- "Included is the precast to precast joints and the precast to hard coat plaster joint on the under the North entry looking North. Not included are the two precast wrapped beams under this entry running parallel to the original stadium tower. All sides of the precast wrapped beam along the west face remains in the scope for Phase I. Also include joints at the precast concrete panels which extend from the East face of the North tower and wrapping back to the North facing wall beyond (precast panel walls above the 2012 skybox addition)."
- b. At paragraph 1.2 A add to the description of Phase II- "Do not remove sealant at the damaged precast on the South East corner of the North center tower."
- c. At paragraph 1.2 A add to the description of Phase III- "Included is the precast to precast joints and the precast to hard coat plaster joint on the under the South entry looking South. Not included are the two precast wrapped beams under this entry running parallel to the original stadium tower. All sides of the precast wrapped beam along the west face remains in the scope for Phase III. Also include joints at the precast concrete panels which extend from the East face of the South tower and wrapping back to the South facing wall beyond (precast panel walls above the 2012 skybox addition)."

**Item # 2 Refer to the Specifications, Section 01 10 00- Summary of Work:**

University of Nebraska-Lincoln University of Nebraska Medical Center University of Nebraska at Omaha University of Nebraska at Kearney

- a. Add Paragraph 1.2 B to the Project Description

“B. Contractor shall allow access to staging apparatus for the Owner’s inspection of sealant work. In addition, the Contractor shall inspect window parameter joints and shall allow & facilitate access to the Owner’s inspector for removal of window face plates and inspection of windows.”

**Item # 3 Refer to the Specifications, Section 079200- Joint Sealants:**

- a. Add to paragraph 1.5 Quality Assurance paragraph A

“Test joint sealants using a qualified Testing Agency hired by Sealant Contractor. Arrange for tests to take place with the joint sealant’s manufacturer’s technical representative and the Owner’s representative present.”

- b. Add paragraph 1.5 Quality Assurance paragraph C

“C Use adequate number of skilled workmen thoroughly trained and experienced in the necessary crafts and completely familiar with the specified requirements and methods needed for proper performance of the work.”

- c. Add paragraph 1.5 Quality Assurance paragraph D

“D Applicator qualifications:

1. Applicator shall have at least three (3) years of experience in installing materials of the types specified.
2. Applicator shall designate a single individual as the project foreman who shall be on site at all times during installation.
3. Applicator shall be the manufacturer’s authorized representative, or otherwise approved by the product’s manufacturer to install the sealants. The installer must be able to receive the manufacturer’s warranty. “

- d. Add paragraph 1.5 Quality Assurance paragraph E

“E Mockups:

1. Install mock-ups of assemblies specified in this section that are indicated to receive joints sealants. Use materials and installation methods specified.”

- e. Add paragraph 1.5 Quality Assurance paragraph F

“F Source Limitations:

1. Obtain joint sealants from a single source for a single manufacturer.”

- f. Modify paragraph 3.3 Field Quality Control paragraph A 1. Field-Adhesion Testing part b as follows:

Delete "Perform 1 test for each 500 feet ..." and replace with "Perform 1 test for each 5,000 feet...."

- g. Add to paragraph 3.3 Field Quality Control paragraph B.

"Field-Adhesion Testing shall be performed by Contractor with the Owner's inspector observing"

**Item # 4 Pre-bid conference:**

- a. See attached meeting attendance sign-in sheet. Attendance to Pre-bid Conference was not mandatory.

- b. Brad Muehling's contact information is as follows:

Brad Muehling, Lead Project Manager  
UNL Facilities Management, 1901 Y Street.  
Lincoln, NE 68588  
(402) 472-4812  
[Bmuehling2@unl.edu](mailto:Bmuehling2@unl.edu).

**Item # 5 Building Plan:**

- a. Remove and replace building sheets A1, A2, A3 & A4. Add new sheet A5.
- b. The existing stadium plans and sections for general reference. The accuracy and dimensions shown have not been verified by the Owner nor the Consultant. The bidder/Contractor is to field verify existing conditions. The documents are not to scale.

**END OF ADDENDUM NO. 1**

WEST STADIUM SEALANT REPLACEMENT

8/1/2012 1:30 PM

PRE-BID MEETING

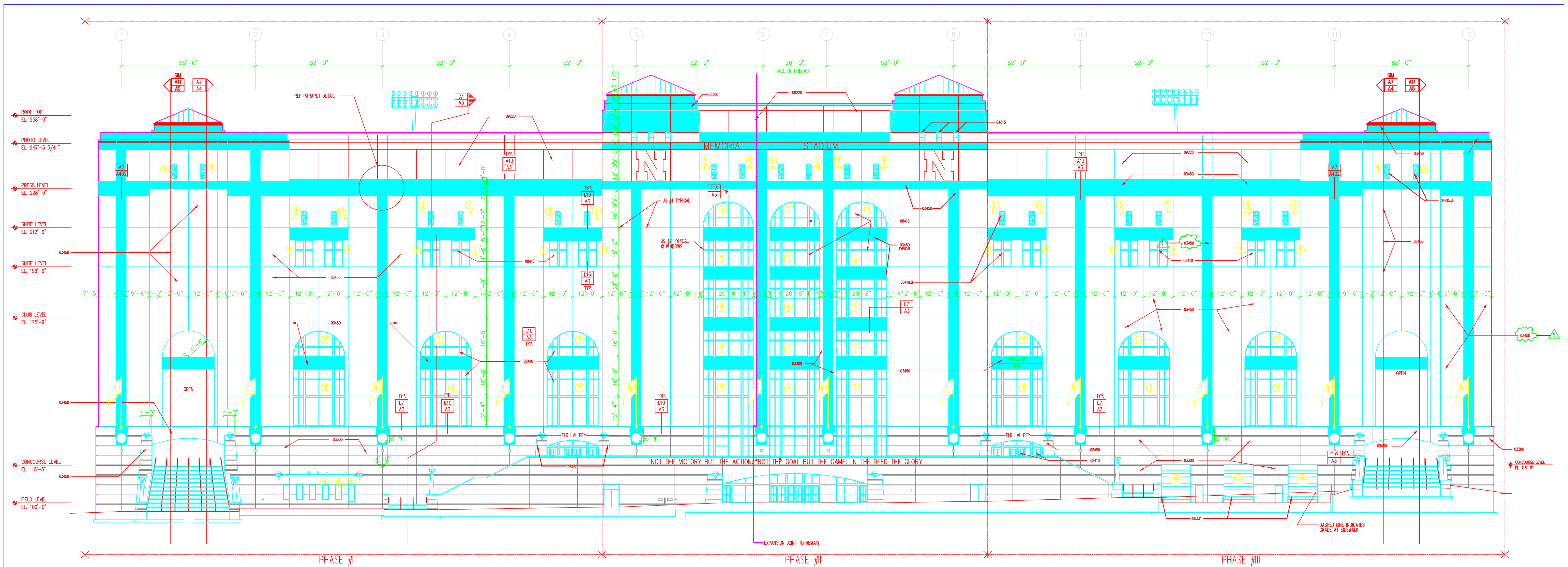
NAME	ORG	PHONE	EMAIL
BRAD MUEHLING	UNL	402-472-4612	BMUEHLIN2@UNL.EDU
ROBERT HARTINGS	McGILL BROS	402-556-0915	
Sonny Kelly	UNL		
Dave Richard	Western	402-333-3617	daver@westernwaterproofing.com
Dennis Rice	Western	402-889-7490	Dennis R @ Westernwaterproofing.com
JEFF BENNING	McGILL RESTORATION	402-558-7989	jbenning@mcgillrestoration.com
John Ingram	Nu Athletics	402-472-1959	jingram@hustlers.com
LIVARS BRUMS	NE Land WP	402-438-1010	FAX 402-438-1010
Ralph Green Jr	NE Land WP	402-450-4054	
Matt Johnson	Senegal	402 916-9903	matt@senegalomaha.com
Mike Greenfield	UNL	402-508-7976	mgreenfield2@hustlers.com
Darin Cielocha	BASF	402-440-4288	darin.cielocha@basf.com
Joe McGill	McGILL BROS	402 510 6345	jcmcgillbro@hustlers.com

WEST STADIUM SEALANT REPLACEMENT

8/1/2012 1:30 PM

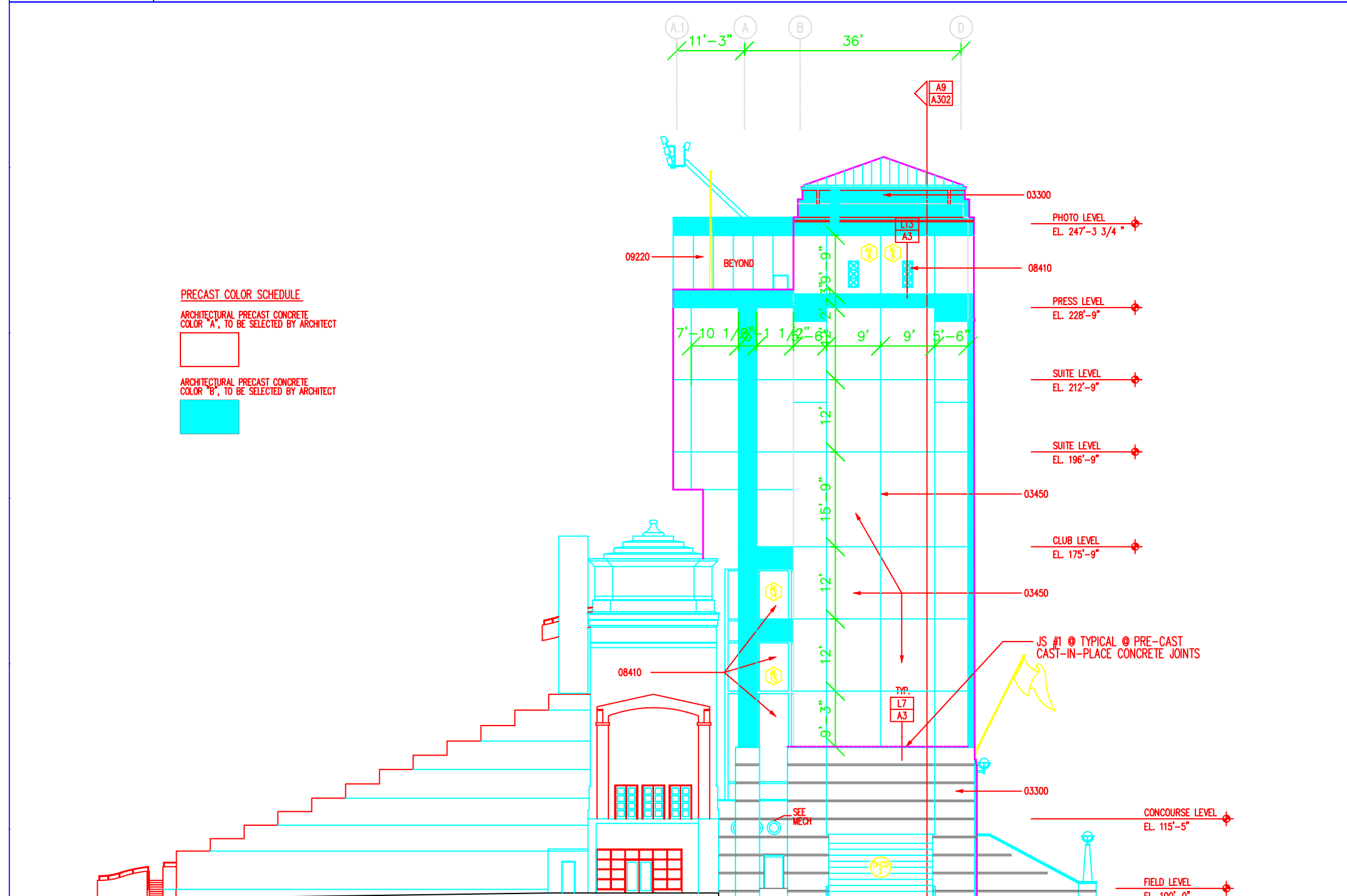
PRE-BID MEETING

NAME	ORG	PHONE	EMAIL
BRAD MUEHLING	UNL	402-472-4612	BMUEHLING2@UNL.EDU
ROBERT HARTINGS	McGILL BROS	402-556-0915	
Scotty Kelly	UNL		
Dave Richard	Western	402-333-3617	daver@westernwaterproofing.com
Dennis Rice	Western	402-889-7490	Dennis R @ Westernwaterproofing.com
JEFF BENNING	McGILL RESTORATION	402-558-7989	jbenning@mcgillrestoration.com
John Ingram	Nu Athletics	402-472-1959	jingram@kustars.com
LIVARS BRUMS	NE Land WP	402-439-1010	KAX 402-439-1010
Ralph Green Jr	NE Land WP	402-450-4054	
Matt Johnson	Senegal	402 916-9903	mat@senegalomaha.com
Mike Greenfield	UNL	402-508-7976	mgreenfield2@kustars.com
Darin Cielocha	BASF	402-440-4288	darin.cielocha@basf.com
Joe McGill	McGILL BROS	402 510 6345	jcmcgillbro@kustars.com

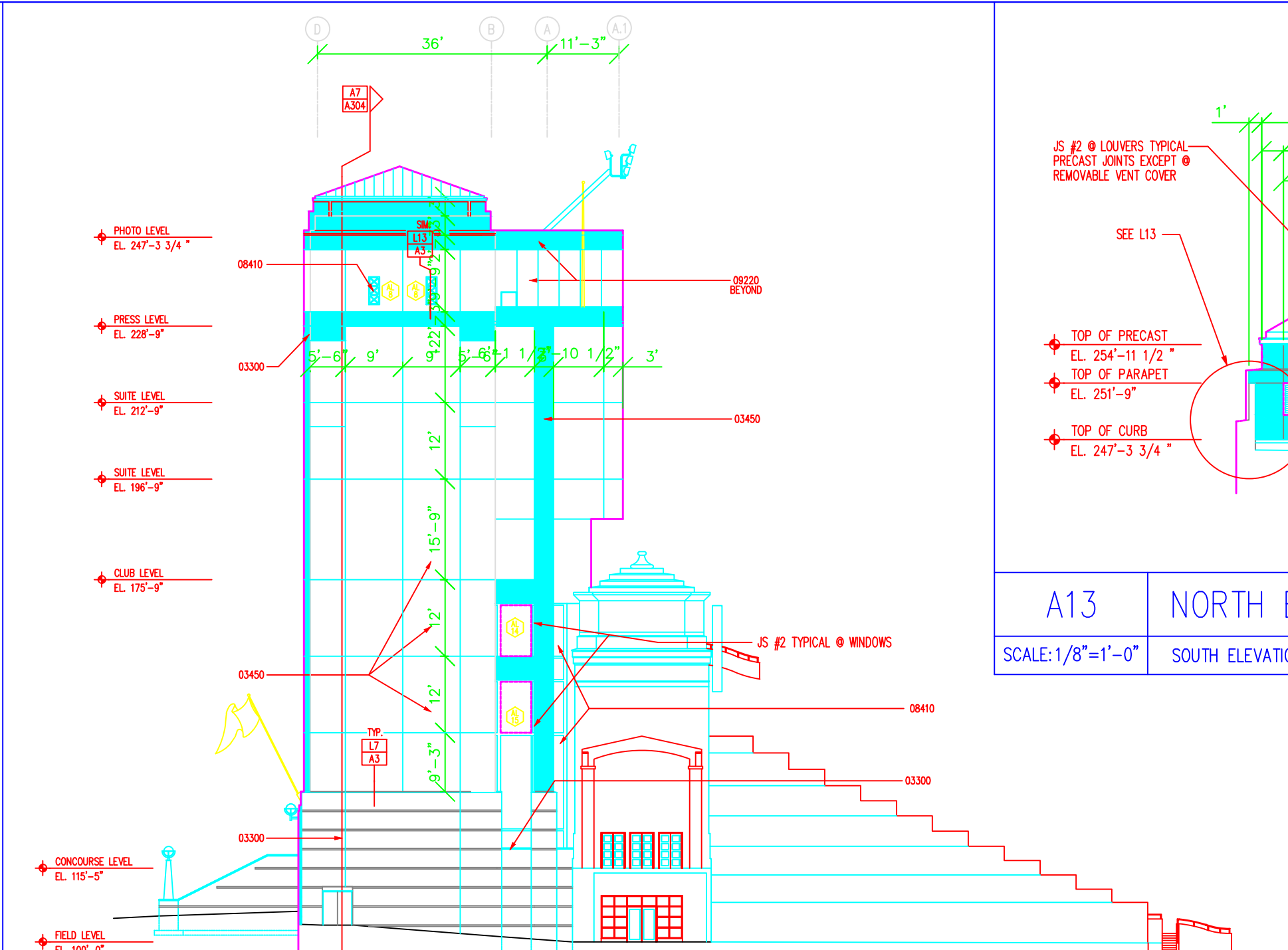


G1 WEST ELEVATION  
 SCALE: 1/16" = 1'-0"  
 NOTE: ELEVATIONS DRAWN FLAT FOR CLARITY

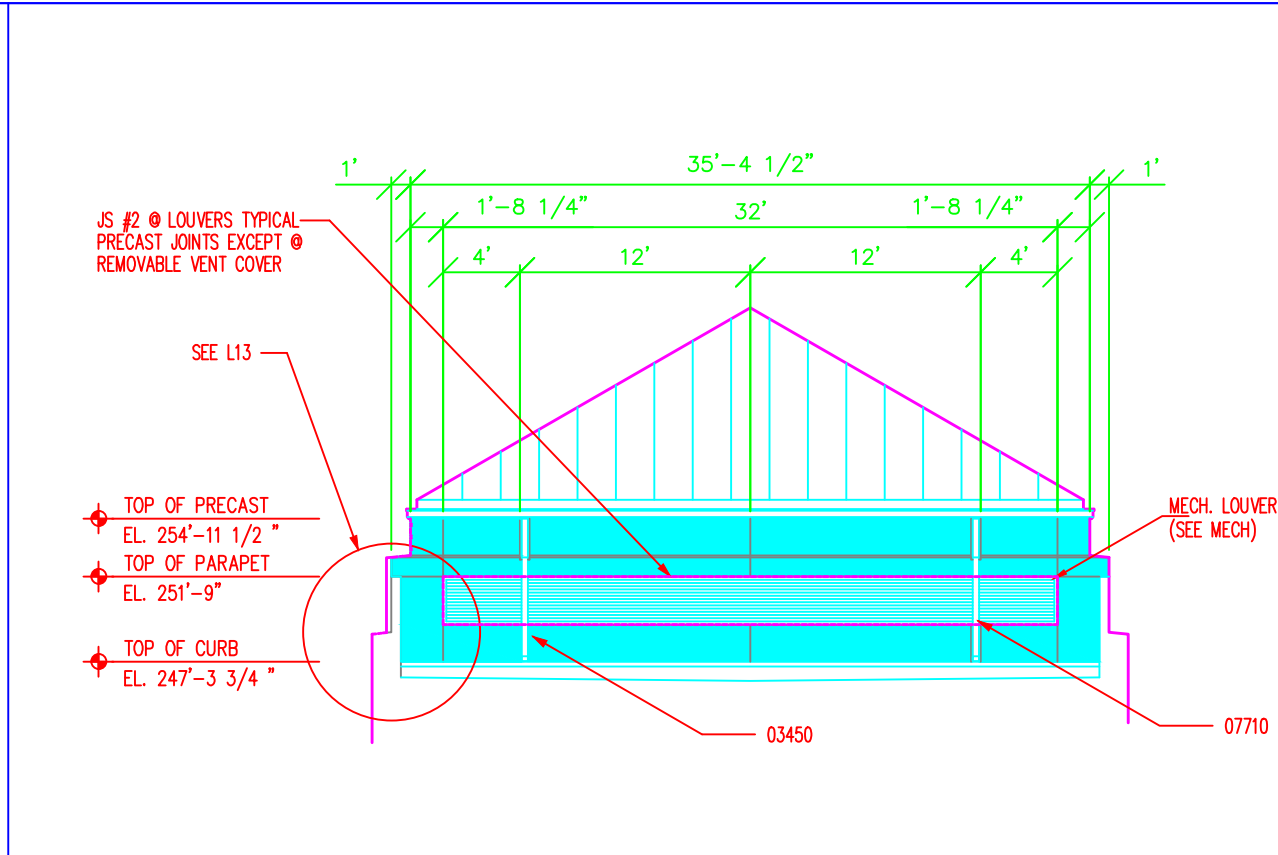
- KEYNOTE LEGEND
- DIVISION 3 CONCRETE
  - 03300 CAST-IN-PLACE CONCRETE-EXISTING
  - 03450 ARCHITECTURAL PRECAST CONCRETE-EXISTING
  - DIVISION 7 - THERMAL & MOISTURE PROTECTION
  - 07710A EXISTING DOWNSPOUT-REMOVE TO INSTALL SEALANT THEN REINSTALL-TYPICAL
  - DIVISION 8 - DOORS AND WINDOWS
  - 08331 OVERHEAD COOLING DOORS EXISTING
  - 08410 ALUMINUM ENTRANCES AND STOREFRONTS
  - DIVISION 9 - FINISHES
  - 09220 PORTLAND CEMENT PLASTER FINISH-BEYOND-NO SEALANT WORK REQUIRED- EXCEPT @ JOINT BETWEEN PORTLAND CEMENT AND PRECAST CONCRETE PANELS



F1 NORTH ELEVATION AT WEST STADIUM  
 NO SCALE

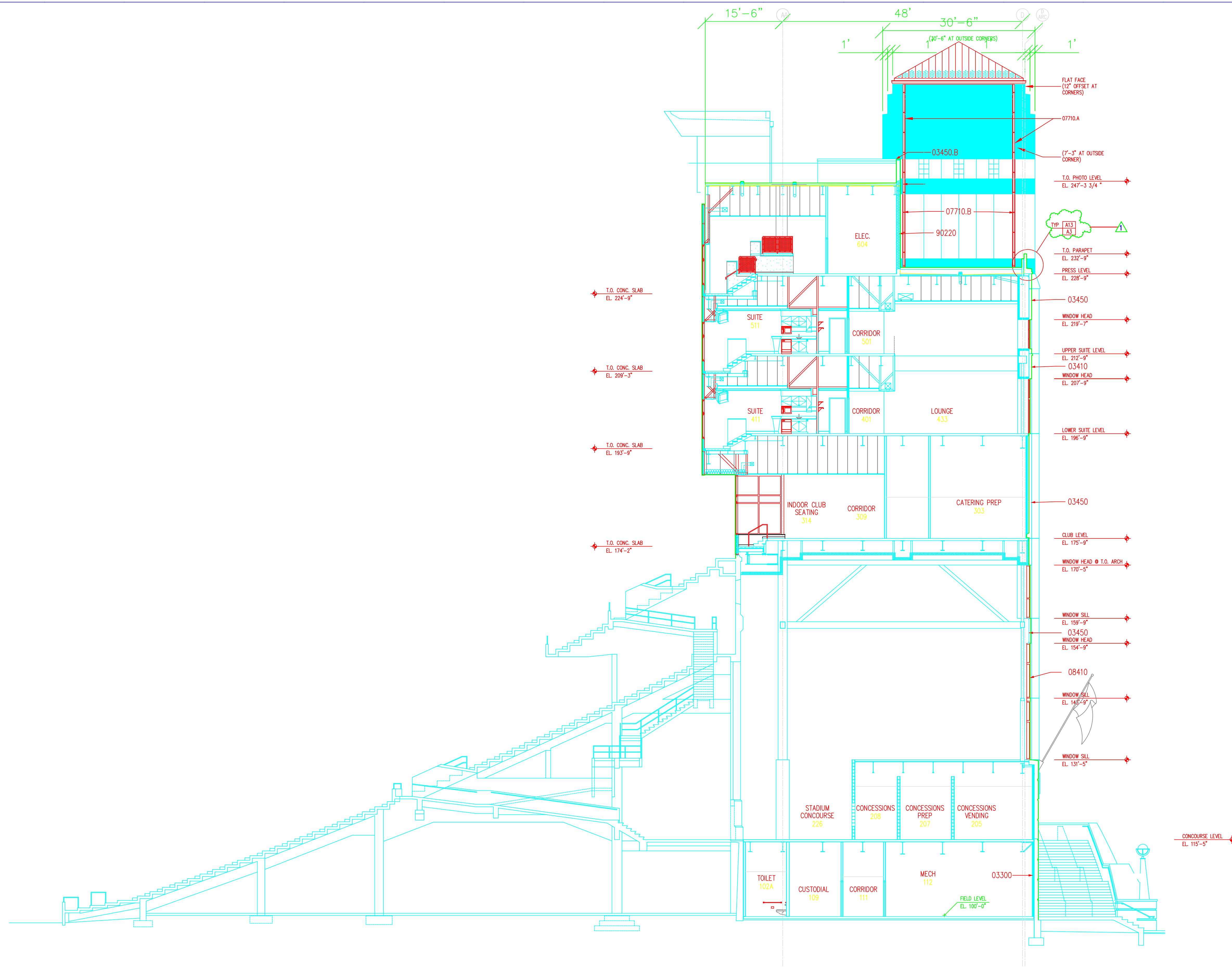


F11 SOUTH ELEVATION AT WEST STADIUM  
 NO SCALE



A13 NORTH ELEVATION @ SOUTH TOWER  
 SCALE: 1/8" = 1'-0"  
 SOUTH ELEVATION @ SOUTH TOWER SIMILAR. NORTH TOWER OPPOSITE HAND

OMIT



- KEYNOTE LEGEND**
- DIVISION 3 - CONCRETE
  - 03300 CAST-IN-PLACE CONCRETE
  - 03450 ARCHITECTURAL PRECAST CONCRETE
  - DIVISION 4 - MASONRY
  - 04815 GLASS UNIT MASONRY ASSEMBLIES- INSTALL AS SHOWN
  - DIVISION 7 - THERMAL & MOISTURE PROTECTION
  - 07710.B DOWNSPOUT- REMOVE AS REQUIRED TO INSTALL NEW WORK- REINSTALL WHEN COMPLETED
  - DIVISION 8 - DOORS AND WINDOWS
  - 08410 ALUMINUM ENTRANCES AND STOREFRONTS- SEE NOTE FROM SHEET A1
  - DIVISION 9 - FINISHES
  - 09220 PORTLAND CEMENT PLASTER- SEE NOTE FROM A1
  - 09220.A 3/4" PORTLAND CEMENT PLASTER SOFFIT SYSTEM
  - 09220.B 3/4" PORTLAND CEMENT PLASTER SOFFIT SYSTEM
  - 09255 Gypsum BOARD ASSEMBLIES
  - 09255.A 5/8" FIRE RATED GYPSUM BOARD
  - 09511 ACOUSTICAL PANEL CEILING
  - 09511.A ACOUSTICAL CEILING PANEL SYSTEM

A1 CROSS SECTION THRU WEST STADIUM LOOKING SOUTH

SCALE: 1/8"=1'-0"

Memorial Stadium Improvement Project  
at the  
University of Nebraska-Lincoln



BRAD MUEHLING - ARCHITECT  
FACILITIES PLANNING & CONS.  
1901 Y STREET  
LINCOLN NE 68588  
(402) 472-4812  
DRAWN BY SCOTTY KALB

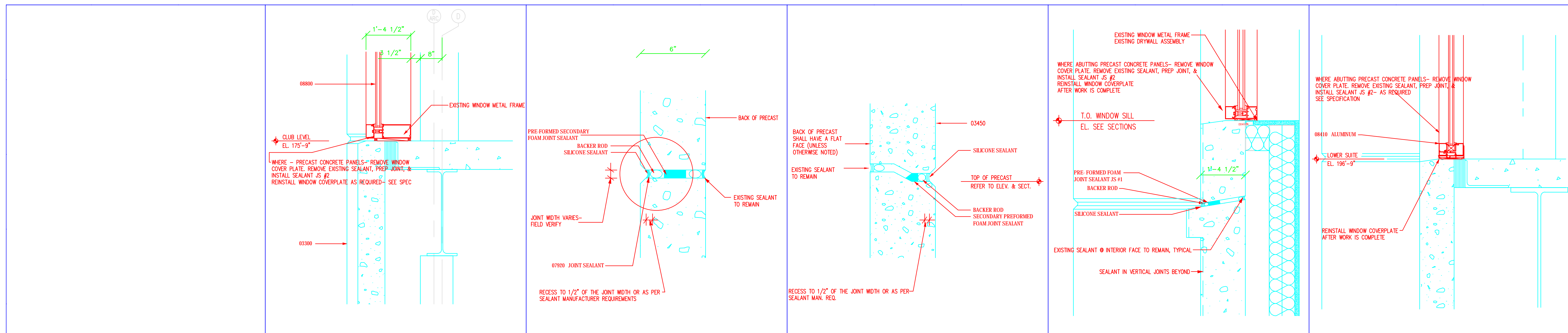
ADDENDUM #1	8/3/12
Revisions	Date

BUILDING CROSS SECTION


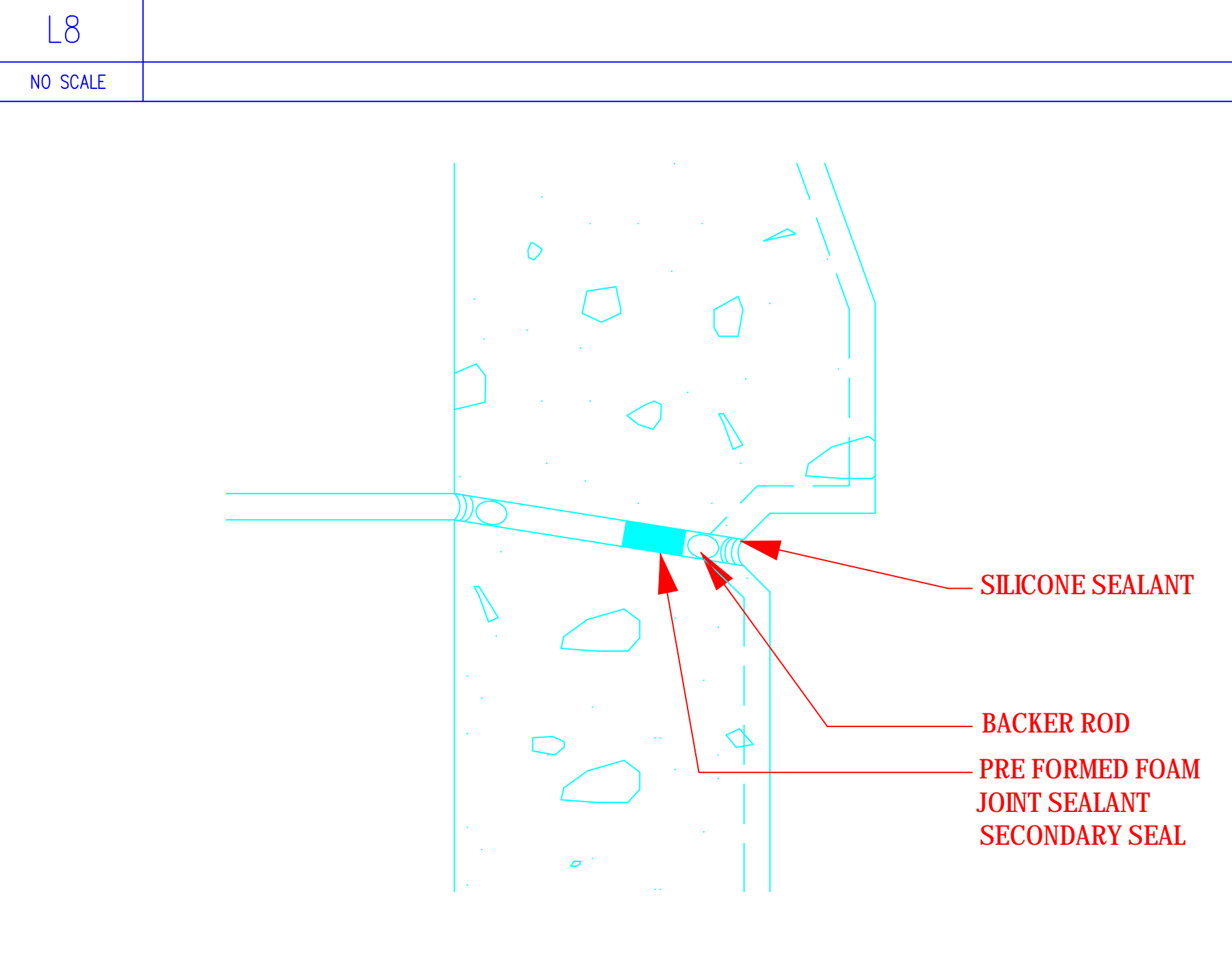
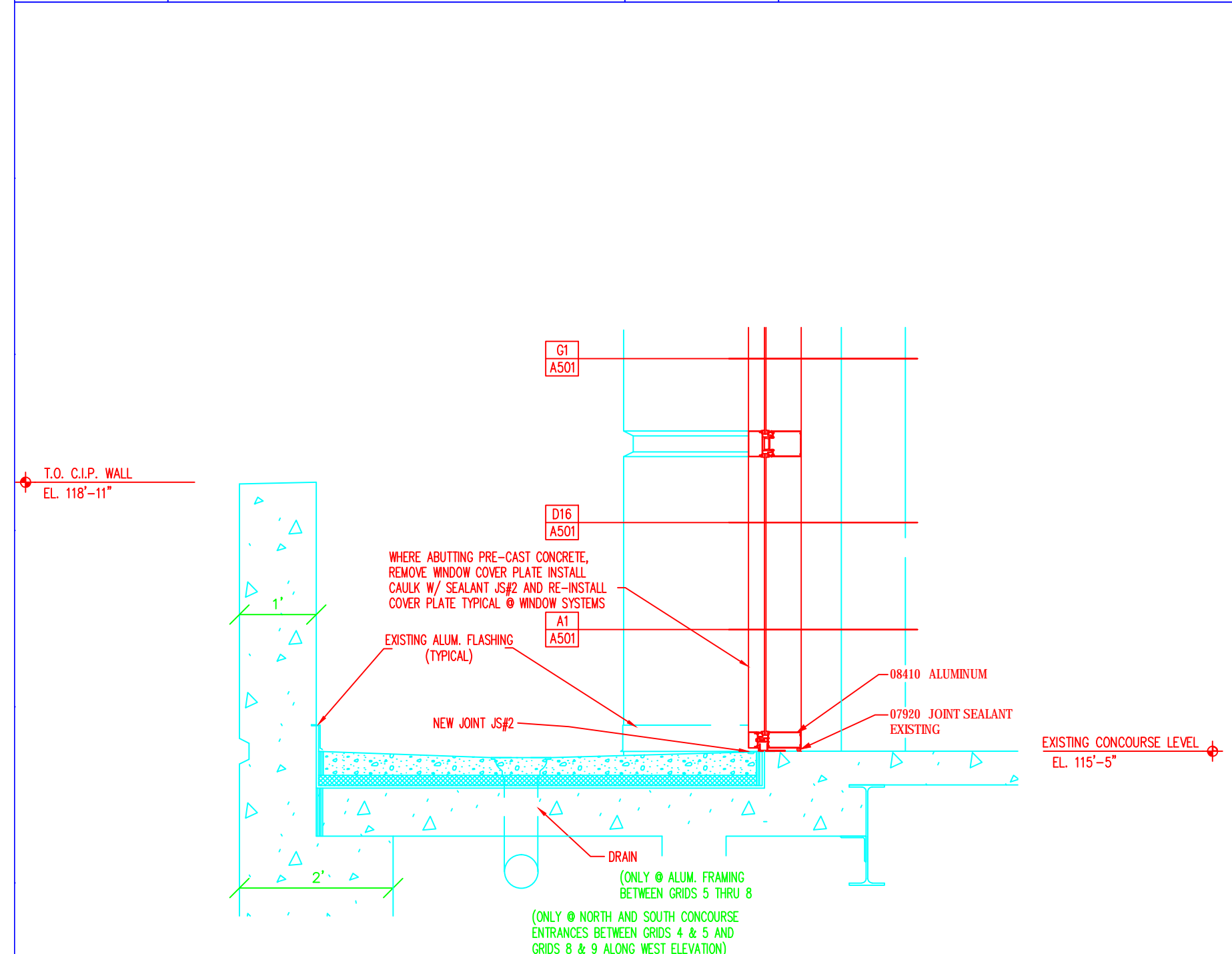
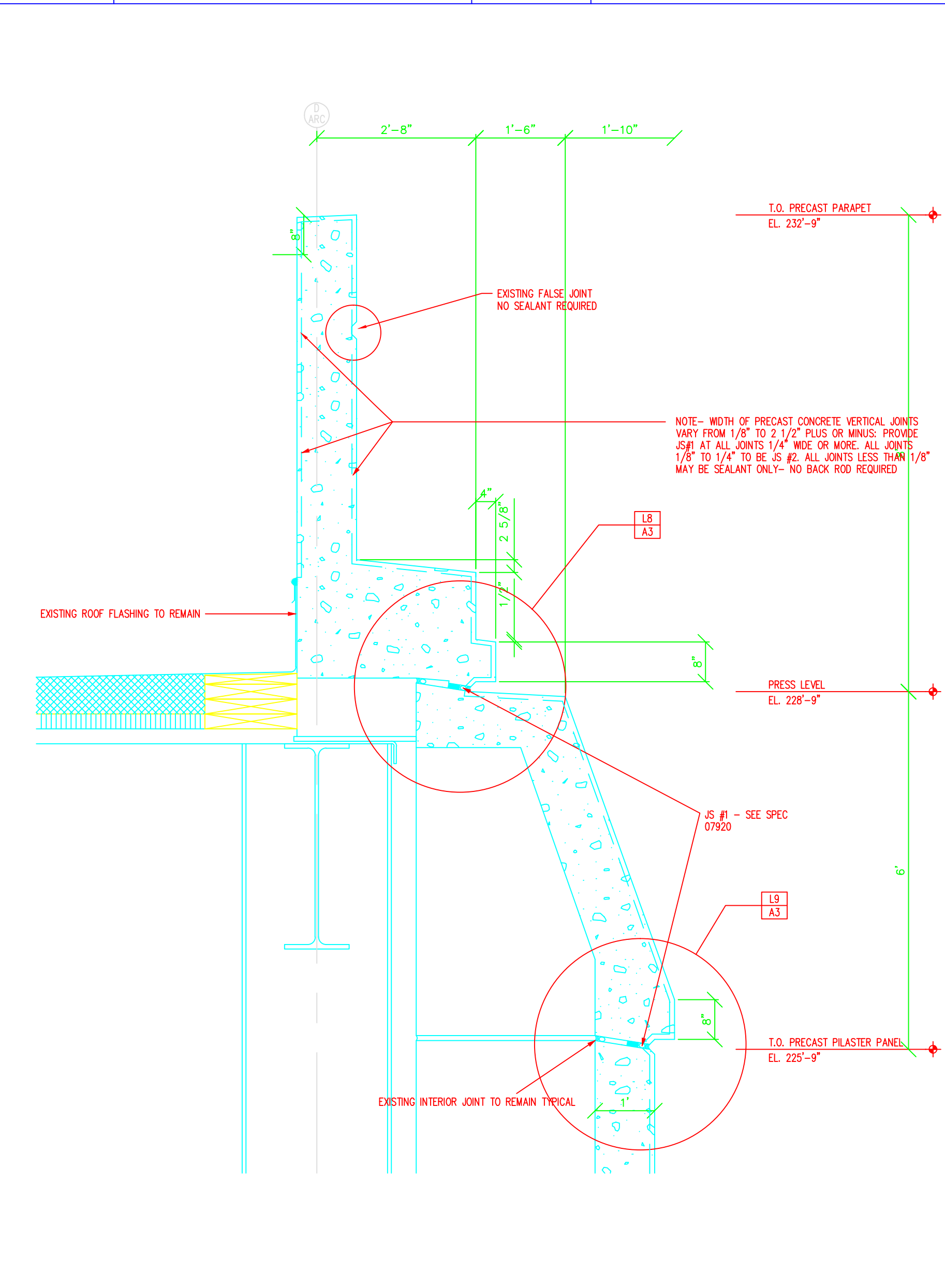
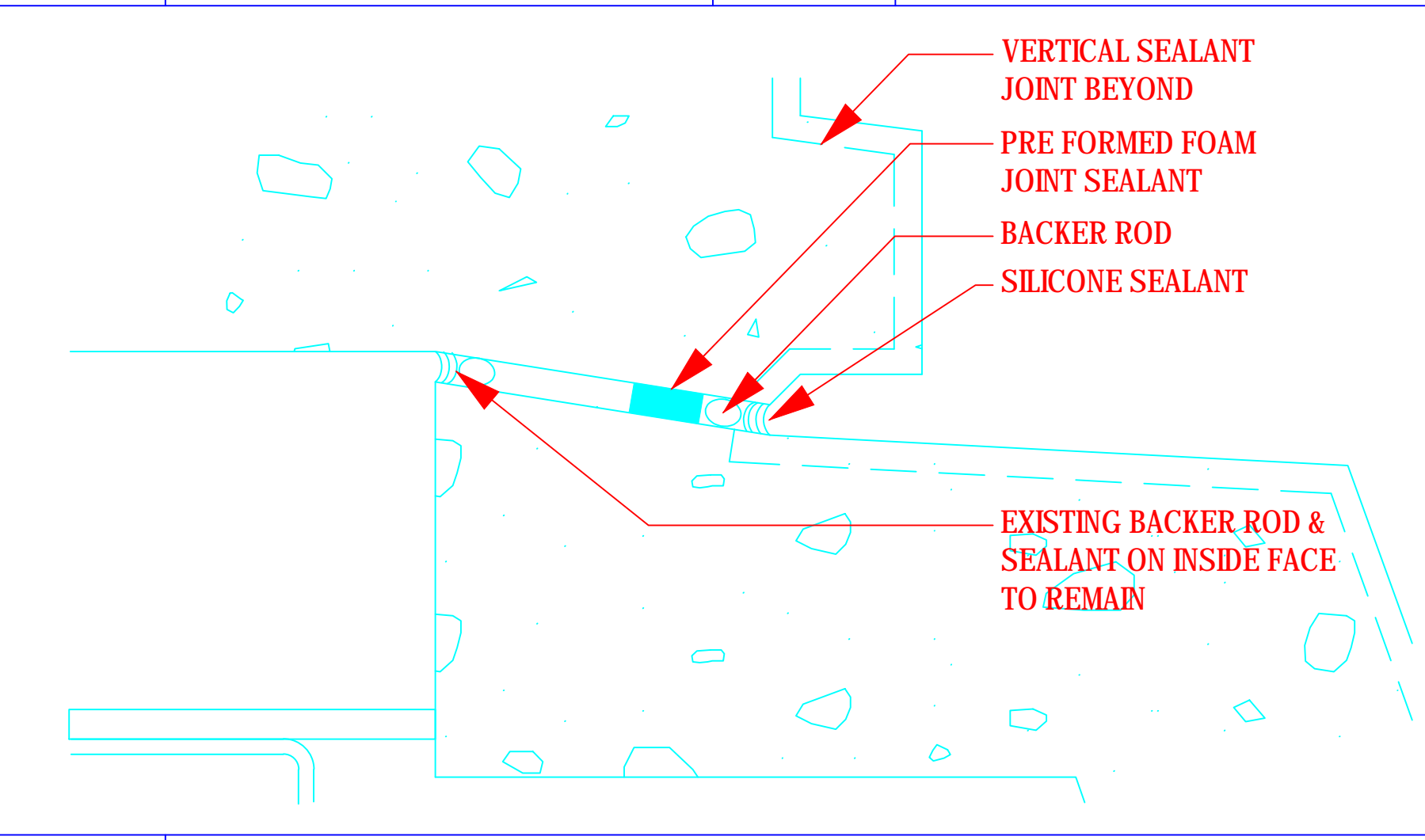
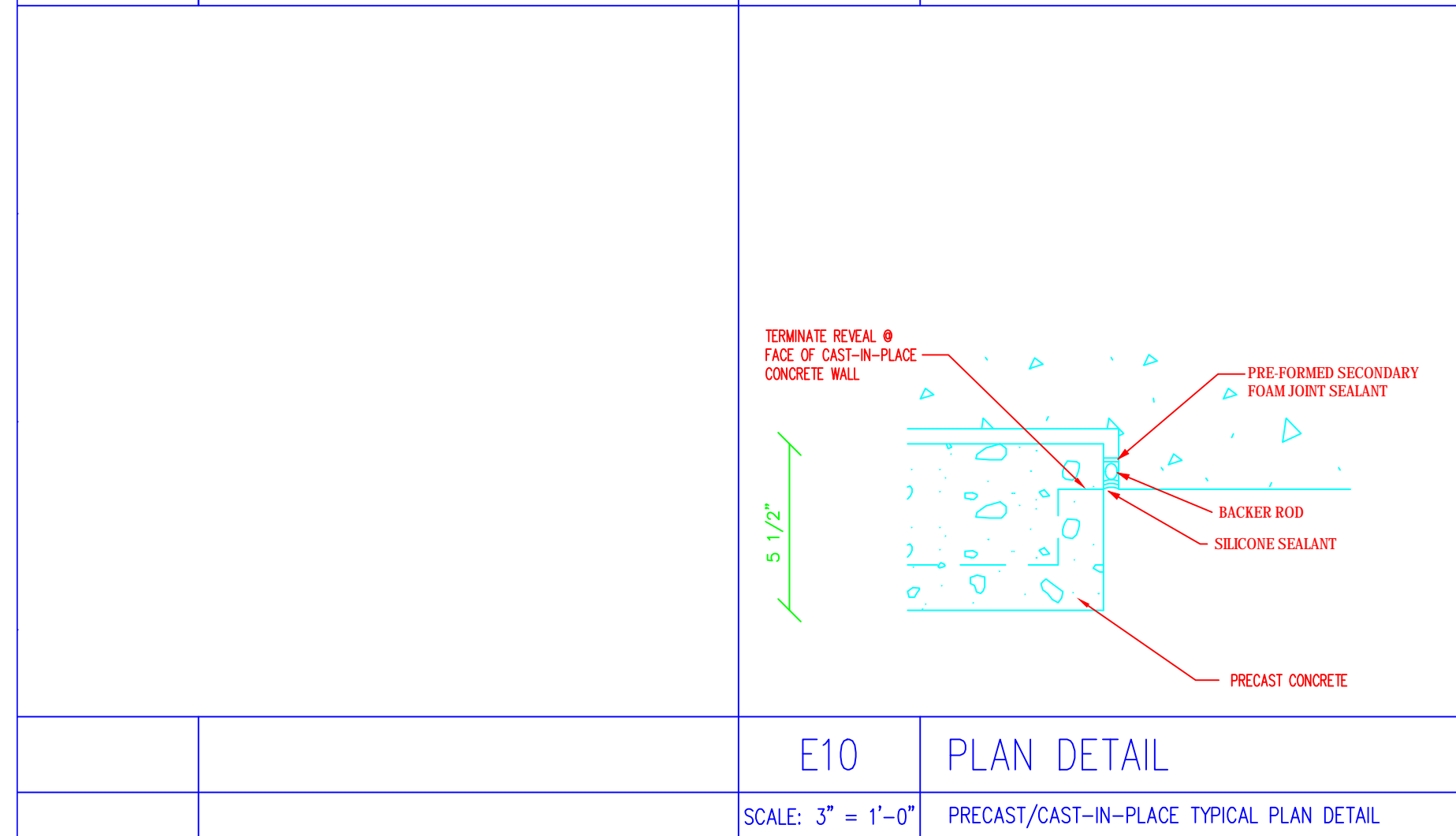
Drawing Title

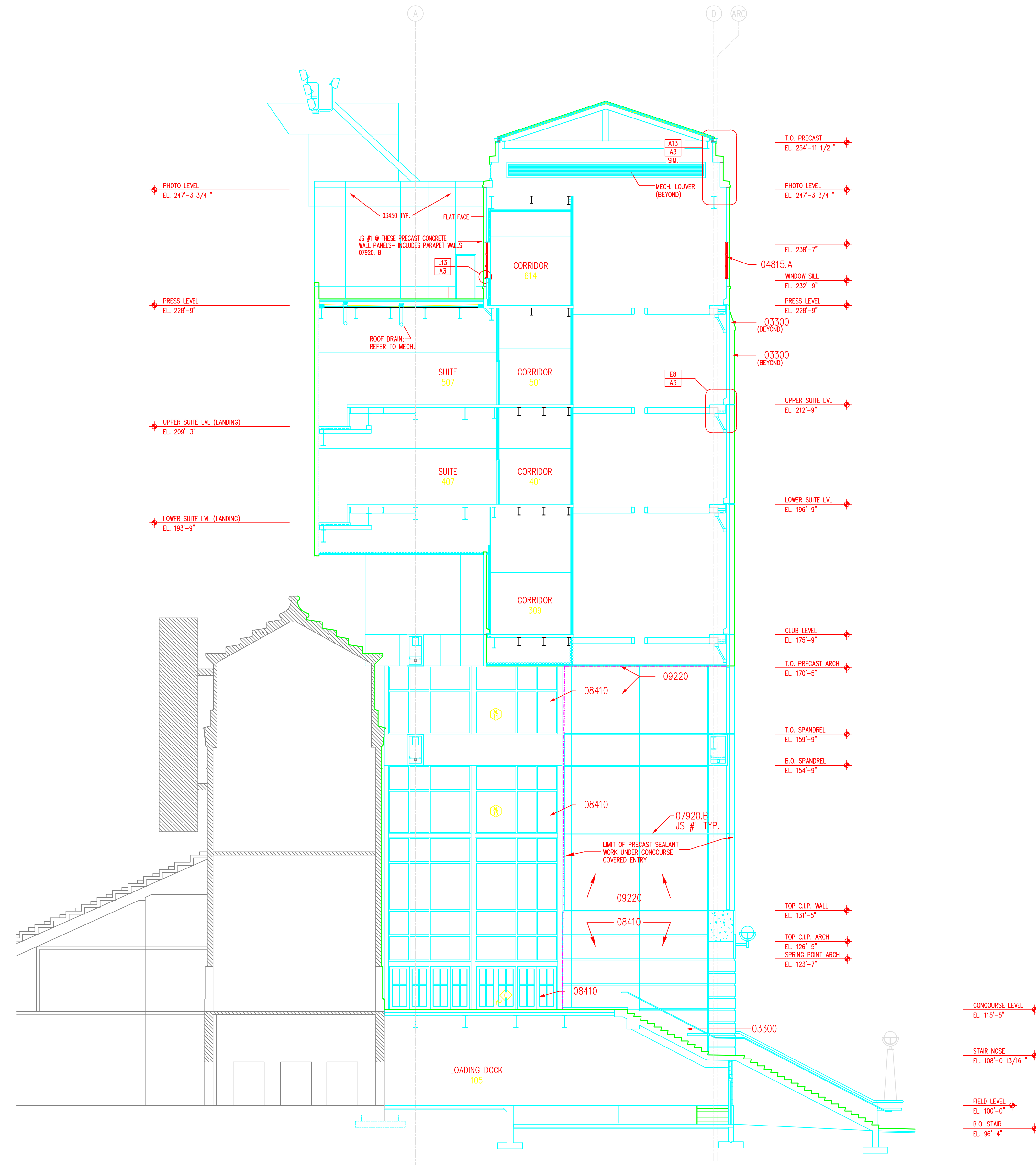
A2

Drawing No.



**KEYNOTE LEGEND**  
 DIVISION 3 CONCRETE  
 03300 CAST-IN-PLACE CONCRETE-EXISTING  
 03450 ARCHITECTURAL PRECAST CONCRETE-EXISTING  
 DIVISION 7 - THERMAL & MOISTURE PROTECTION  
 07920 JOINT SEALANTS  
 DIVISION 8 - DOORS AND WINDOWS  
 08410 ALUMINUM ENTRANCES AND STOREFRONTS





KEYNOTE LEGEND  
 DIVISION 3 CONCRETE  
 03300 CAST-IN-PLACE CONCRETE  
 03450 ARCHITECTURAL PRECAST CONCRETE  
 07920 JOINT SEALANTS  
 07920.B JOINT SEALANT (EXTERIOR CLASSIFICATION "IS-2")  
 07920.C COMPRESSIBLE JOINT FILLER (THICKNESS AS REQUIRED)  
 DIVISION 9 - FINISHES  
 09220 PORTLAND CEMENT PLASTER

A7 BUILDING CROSS SECTION

SCALE: 1/8"=1'-0"

Memorial Stadium Improvement Project  
 at the  
 University of Nebraska-Lincoln



BRAD MUEHLING - ARCHITECT  
 FACILITIES PLANNING & CONS.  
 1901 Y STREET  
 LINCOLN NE 68588  
 (402) 472-4812  
 DRAWN BY SCOTTY KALB

BUILDING CROSS SECTIONS A4

Drawing Title Drawing No.

Project Key Plan

Revisions

Date