

TO: ALL KNOWN PLAN HOLDERS

ADDENDUM NO: ONE

DATE ISSUED: June 28, 2012

RE: Valley County Courthouse Plumbing Repair Project
Ord, NE

PROJECT NO: 201101-101

Addendum includes the following attachments:

Attachment #1: Pre-Bid Conference sign in –	1 of 1
Attachment #2: Pre-Bid Agenda –	1 of 3 to 3 of 3
Attachment #3: Supplemental Drawing-01	ADD 1A
Attachment #4: Supplemental Drawing-02	ADD 1B
Attachment #5: Supplemental Drawing-03	ADD 1C

The Architect issues this addendum to all known plan holders of record. This addendum amends only those portions of the documents described below and all other portions remain unchanged and in full effect. The bidder shall acknowledge the receipt of this addendum on their bid form.

GENERAL

ITEM NO.1: The list provided is of all attendees of the Pre-Bid conference. Those mentioned on the attached list were in attendance at the Pre-bid meeting on June 26, 2012. (Attachment #1)

ITEM NO 2: The agenda from the Pre-Bid Conference is provided. The agenda from the conference is provided as Attachment #2.

ITEM NO 3: Clarification: repairs to stone work. Any holes in the marble wainscoting exposed by removing existing plumbing shall be patched with a stone epoxy of a color and formula to match the existing marble. It is only required that the patching epoxy be a solid color.



CHANGES TO THE DRAWINGS:

ITEM NO 4: Sheet ME-100 “Basement Floor Plan – Mechanical/Electrical.” At grid 3B connect 1½” domestic cold water into existing. Provide isolation ball valve where shown. Provide die-lectric fitting between galvanized steel and copper pipe. See Supplemental Drawing ADD 1A.

ITEM NO 5: Sheet ME-100 “Basement Floor Plan – Mechanical/Electrical.” Near grid 5B, reconnect water meter remote readout to existing near grid 3C. See Supplemental Drawing ADD 1A.

ITEM NO 6: Sheet ME-100 “Basement Floor Plan – Mechanical/Electrical.” Between grid 8H-8I, remove existing hose bib and install new wall hydrant. See Supplemental Drawing ADD 1B.

ITEM NO 7: Sheet ME-103 “Third Floor Plan – Mechanical/Electrical.” At grid 4H-I, the Contractor shall install a trap and tighten faucet to lavatory. See Supplemental Drawing ADD 1C.

ITEM NO 8: Sheet ME-103 “Plumbing Fixture Schedule.” Add wall hydrant WH-1 to the plumbing fixture schedule. See Supplemental Drawing ADD 1B.

END OF ADDENDUM ONE



**VALLEY COUNTY COURTHOUSE PLUMBING REPAIR PROJECT
PRE-BID MEETING**

June 26, 2012 2:00PM

*Please sign in
Name, Company Name, Address, Phone, Fax, & Email*

<i>Dan Schinstock, P.E.</i>	<i>Marcus Zettler, AIA</i>
<i>ETI, Inc.</i>	<i>Berggren Architects</i>
<i>825 M Street</i>	<i>1201 O Street, Suite 302</i>
<i>Lincoln, NE 68508</i>	<i>Lincoln, NE 68508</i>
<i>402 476-1273</i>	<i>402 475-0597</i>
<i><u>dschinstock@eti-engineers.com</u></i>	<i><u>mz@berggrenarchitects.com</u></i>

<i>Matt Uerling</i>	<i>Chris Sills</i>
<i>Midlands Mechanical</i>	<i>Midlands Mechanical</i>
<i>747 N. Burlington Suite 310</i>	
<i>Hastings, NE 68901</i>	
<i>(402) 618-2594</i>	
<i>muerling@midmechanical.com</i>	



**Valley County Courthouse Plumbing Repair Project
Pre-Bid Plan Review Agenda
June 26, 2012**

1. The Contractor must coordinate his schedule with those of the Courts. We are offering to permit working on the building evenings, weekends and holidays – with the Owner’s permission.

2. We are asking for a “Unit Price” proposal for the following items:
 - A. Percentage mark up for Change Order Items.

3. Insurance and bonding requirements:
The successful bidder is required to furnish and pay for a Performance Bond and a Labor and Material Payment Bond in the amount of 100% of the Contract Amount.

4. The Contractor’s employees may use the public restrooms for personal hygiene. They are not permitted to clean tools in these restrooms.

5. Water and power will be furnished by the County.

6. The building is listed on the National Register of Historic Places and it is the intent of this project to comply with the Secretary of the Interior’s Standards for the Treatment of Historic Properties.

7. The existing water service shall be flushed prior to use of domestic water.



Walk Through Considerations:

Basement:

- B-1. The existing fire sprinkler service will be converted into a combination service.
- B-2. Various new supply lines will be added with old abandoned lines being removed. See the plans for clarification.

First Floor:

- 1-1. Work will focus on the Women's Toilet #120.
- 1-2. The sinks will have new supply lines and point source water heaters installed. The Jail Kitchen sink will share one of the water heaters and supply lines.
- 1-3. The toilets will have new flush valves and supply lines through the floor to avoid damaging marble wainscoting.
- 1-4. The marble wainscot behind the sinks will be cleaned and sealed.
- 1-5. New mirrors will be installed above the two sinks.
- 1-6. The existing drinking fountain will be salvaged and returned to the owner. A new ADA compliant drinking fountain will be installed.

Second Floor:

- 2-1. The existing service sink will have new supply lines installed. The area below the sink is located over one of the main stair flights. Fur out and finish the ceiling to conceal plumbing lines. Fur out the ceiling over the other flight of stairs to match.



Third Floor:

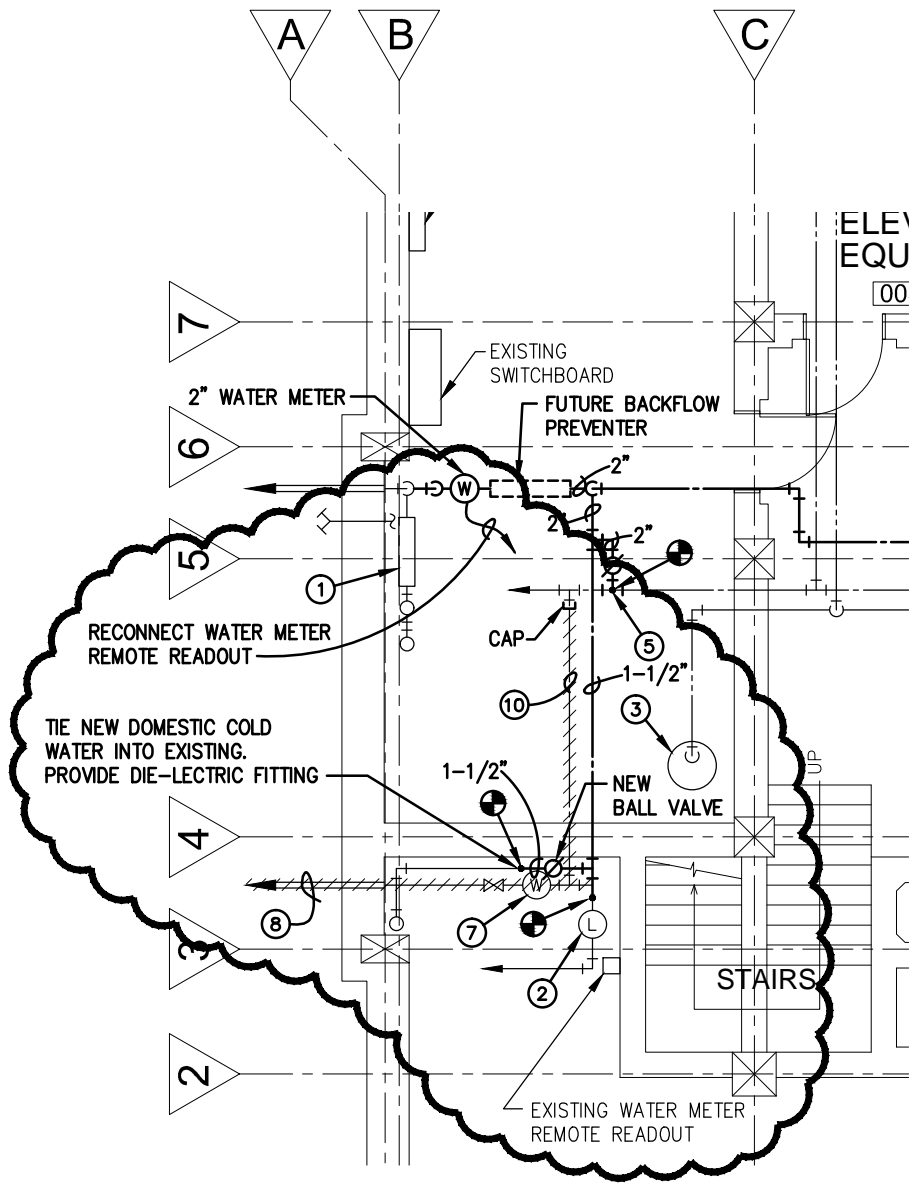
- 3-1. A new supply line will be installed to the sink in the Employee Lounge #309.
- 3-2. Toilets in rooms #301, 329 and 330 will have new supply lines installed going through the floor to avoid damaging marble wainscoting.
- 3-3. Both sinks in room #302 will have new supply lines and point source water heaters installed.
- 3-4. The sink, shower and floor drain in Jury Toilet and Shower Room #301 will have lines capped/sealed and will remain abandoned in place. These fixtures shall be preserved to comply with the requirements of the Nebraska State Historical Society.
- 3-5. The sinks in both the Judge's Toilet #330 and Toilet Room #329 will have new supply lines added as well as a point source water heater.
- 3-6. The bathtub and associated faucets shall be capped/sealed and abandoned in place. This fixture shall be preserved to comply with the requirements of the Nebraska State Historical Society.

Attic:

- A-1. Electric panels that will supply some of the point source water heaters are located in the attic.

The information presented herein shall in no way relieve the Bidder of performing due diligence on the Bid.





VALLEY COUNTY
 COURTHOUSE BSMT FLOOR
 PLAN - MECH REVISION

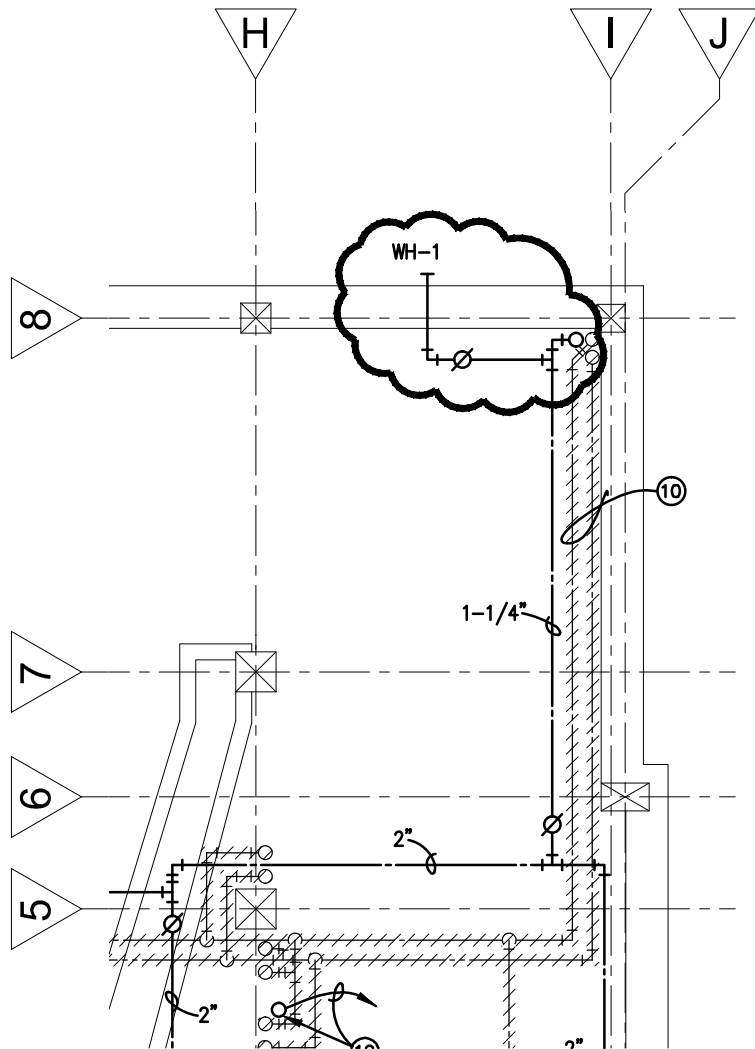
SCALE: 1/8" = 1'-0"

ADDENDUM #1



Engineering Technologies Inc.
 Mechanical & Electrical Building Solutions
 825 M Street, Suite 200 | Lincoln, NE 68508
 P 402.476.1273 IF 402.476.1274
 4559 South 133rd Street | Omaha, NE 68137
 P 402.330.2772 IF 402.330.2630
 ETI Project No: (2012-034)


06/28/12
SHEET
ME-100
ATTACHMENT NO.
ADD 1A
BKM



PLUMBING FIXTURE SCHEDULE

MARK	FUNCTION	MANUFACTURER AND MODEL (OR EQUAL)	CW
WH-1	WALL HYDRANT	WOODFORD MODEL 19, ANTI SIPHON VACUUM BREAKER, INTERNAL RESTING VALVE TO PREVENT CASING TUBE FROM BURSTING, FREEZELESS. MUST BE INSTALLED WITH DOWNWARD PITCH TOWARD NOZZLE.	3/4"

VALLEY COUNTY
 COURTHOUSE BSMT FLOOR
 PLAN - MECH REVISION

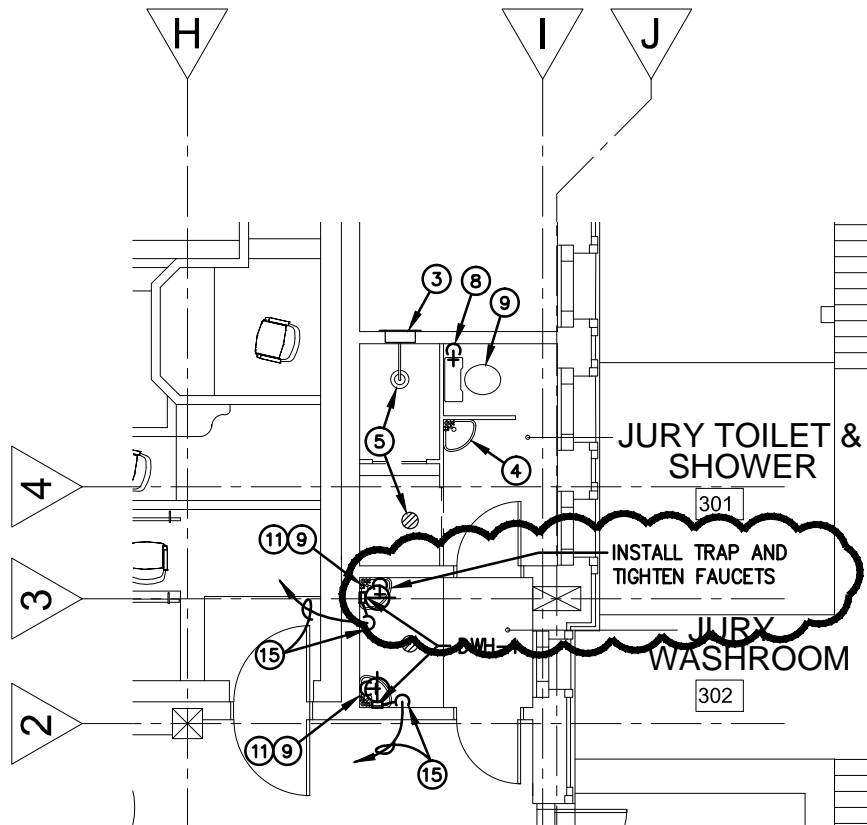


Engineering Technologies Inc.
 Mechanical & Electrical Building Solutions
 825 M Street, Suite 200 | Lincoln, NE 68508
 P 402.476.1273 | F 402.476.1274
 4559 South 133rd Street | Omaha, NE 68137
 P 402.330.2772 | F 402.330.2630
 ETI Project No: (2012-034)

06/28/12
 SHEET
ME-100
 ATTACHMENT NO.
ADD 1B
 BKM

SCALE: 1/8" = 1'-0"

ADDENDUM #1




VALLEY COUNTY
 COURTHOUSE THIRD FLOOR
 PLAN - MECH. REVISION



SCALE: 1/8" = 1'-0"

ADDENDUM #1



Engineering Technologies Inc.
 Mechanical & Electrical Building Solutions

825 M Street, Suite 200 | Lincoln, NE 68508
 P 402.476.1273 | F 402.476.1274

4559 South 133rd Street | Omaha, NE 68137
 P 402.330.2772 | F 402.330.2630

ETI Project No: (2012-034)

06/28/12

SHEET

ME-103

ATTACHMENT NO.

ADD 1C

BKM