

ADDENDUM NO. 004

PROJECT NAME: Morrison Center Addition Project
UNL PROJECT NUMBER: **A126P003**
UNL BID INVITATION NUMBER: **909360-12**

CONSULTANT: Farris Engineering
ADDRESS: **11239 Chicago Circle**

ADDENDUM DATE OF ISSUANCE: May 3, 2012
DATE OF BID OPENING: **May 10, 2012**

The bid documents dated **March 30, 2012** for the above referenced project is amended by this addendum.

NOTICE: This Addendum is issued to all interested prospective bidders as an amendment to the project manual or other parts of the bidding (contract) documents for the above named project. Reference to this Addendum must be included in the Bid proposal. The information contained herein shall be fully incorporated into the contract documents as though originally included therein.

NOTICE: This addendum is applicable to the referenced project and is issued to all known planholders prior to receipt of proposals. The information contained herein shall be fully incorporated into the Bid Contract Documents as though originally incorporated. Failure to acknowledge all amendments may be cause for rejection of the bid.

TO: Bidders and Others Concerned

Changes to the Project Manual

1. SECTION 11 53 00, LABORATORY EQUIPMENT: Reference page 11 53 00-6", paragraph "C.": Add item "6. Tuttnauer" to acceptable manufactures for Steam Sterilizers.
2. SECTION 12 35 53, LABORATORY CASEWORK: Reference page 15 35 53-16.
 - A. Delete the words "(Base Bid)" from the first line of paragraph "C."
 - B. Delete paragraph "D." in it's entirety.
3. SECTION 23 09 94, LAB VENTILATION CONTROL VALVES: Add details on attached Sketches M-4 and M-5 as supplemental information to this specification section.
4. SECTION 23 21 13, HYDRONIC SPECIALTIES: Reference page 23 21 13-3, paragraph A. items 7 and 8:
 - A. Add item 7. "b. Taco" to acceptable manufactures for Air Separators.
 - B. Add item 8. "d. J.L. Winger" to acceptable manufactures for Manual Chemical Feeders.

5. SECTION 23 73 13, AIR HANDLERS AND HEAT RECOVERY MODULE: Reference page 23 73 13-2, paragraph A. items 1. and 2. :
 - A. Add item 1. “e. Trane Custom Climate Changer”.
 - B. Add item 2. “e. Trane Custom Climate Changer”.
6. SECTION 26 05 19, WIRES AND CABLES: Reference to Section 2.2, delete paragraph B as added in Addendum No. 003, item 23 under the changes to the Project manual. No aluminum conductors will be allowed.

Changes to the Drawings

1. SHEET NVMW7000 MECHANICAL PLUMBING – BASEMENT FLOOR PLAN - EXISTING: Delete item 54 in Addendum No. 003, under the Changes to Drawings. No deductive credit is required.
2. SHEET NVMW0201 MECHANICAL PLUMBING – DOMESTIC HOT WATER FLOW SCHEMATIC DIAGRAM: Delete the three Mechanical Keynotes at the bottom of the sheet in their entirety.
3. SHEET NVM-0100 MECHANICAL SCHEDULES - FINNED TUBE RADIATION SCHEDULE: Revise schedule per attached sketch M-1.
4. SHEET NVM-7600 MECHANICAL DETAILS 8 and 9 :
 - A. Revise detail 8; LAV Supply VAV Box (LSAV), per attached sketch M-4.
 - B. Revise detail 9; Lab Exhaust VAV Box (LEVAV, FHVAV, GSVAV, CCVAV), per attached sketch M-5.

Clarifications

1. In section 123553-16, 2.12, “C.” there is reference to Custom-Fabricated Utility Chases in the Base Bid and “D.” has reference to Ceiling Mounted Utility Service Panels as an Alternate Bid—can you tell me where I might find additional information with regards to the Alternate Bid?

Answer: In Section 15 35 53 on page 16, paragraph “C”, The words “(Base bid)” in the first line will be deleted in Addendum 004. Paragraph “D.” will be deleted in its entirety, in addendum 004.

Attachments

1. Sketch M-1
2. Sketch M-2
3. Sketch M-3
4. Sketch M-4
5. Sketch M-5
6. Pre-Bid Meeting Agenda.
7. Pre-Bid Meeting Attendance Sheet.

--END--


fe 102002 unl morrison center addition addendum no. 4.doc

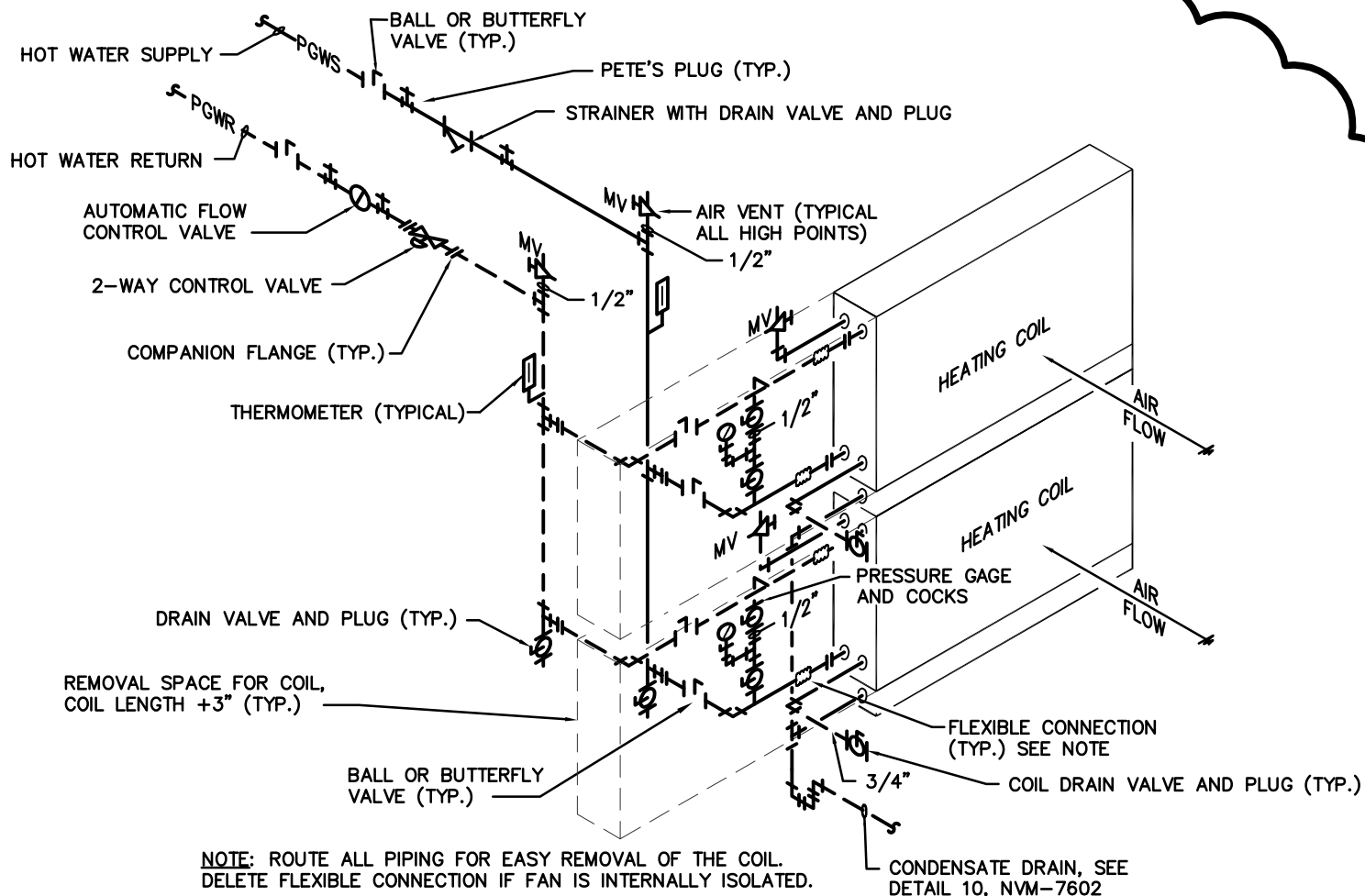
FINNED TUBE RADIATION SCHEDULE

MARK	SERVES	AVG. WATER TEMP.	HEATING ELEMENT					COVER			MANUFACTURER & MODEL NO.	REMARKS	
			PIPE SIZE	FIN SIZE	ROWS	LENGTH	FIN SPACING	BTU/FT.	TYPE	DEPTH			HEIGHT
FT-1	NORTH STAIRWELL	170 DEG F	3/4"	3-1/4" SQ.	1	30' (NOMINAL)	50/FT., 0.020" THICKNESS	840	PROVIDED BY ARCHITECT			STERLING COPPER/ALUMINUM ELEMENT	1,
FT-2	LABS/OFFICES	170 DEG F	3/4"	3-1/4" SQ.	1	5.5' (NOMINAL)	50/FT., 0.020" THICKNESS	840	PROVIDED BY ARCHITECT			STERLING COPPER/ALUMINUM ELEMENT	1, 4,
FT-3	CORR 150	170 DEG F	3/4"	3-1/4" SQ.	1	7' (NOMINAL)	50/FT., 0.020" THICKNESS	840	PROVIDED BY ARCHITECT			STERLING COPPER/ALUMINUM ELEMENT	1
4 FT-4	CORR 250, CORR 350	170 DEG F	3/4"	3-1/4" SQ.	1	20' (NOMINAL)	50/FT., 0.020" THICKNESS	840	PROVIDED BY ARCHITECT			STERLING COPPER/ALUMINUM ELEMENT	1
FT-5	CORR 150	170 DEG F	3/4"	3-1/4" SQ.	1	5' (NOMINAL)	50/FT., 0.020" THICKNESS	840	PROVIDED BY ARCHITECT			STERLING COPPER/ALUMINUM ELEMENT	1
FT-6	WOMEN 252, 352	170 DEG F	3/4"	2-3/4" X 3-3/4"	2	5' (NOMINAL)	50/FT., 0.011" THICKNESS	1035	WALL MOUNT	3-9/16"	16"	STERLING JVK-S14	2, 4,

REMARKS:

1. VERIFY EXACT FIXTURE LENGTH, ELEMENT/FIXTURE TO RUN FULL WIDTH OF WINDOW(S).
2. COORDINATE COLORS WITH ARCHITECT.
3. MEDIUM PRESSURE, 3/4" NPT, SIDE CONNECTIONS, SAME END CONNECTIONS, COVER FOR EXPOSED FINs.
4. VALVES, STRAINER, PETE'S PLUGS, UNIONS, AUTO FLOW VALVE, TO BE CONTAINED IN FIXTURE. MAKE ELEMENT LENGTH AS LONG AS POSSIBLE, IDEALLY FULL LENGTH OF WINDOW.

	Project:	Project No:	Addenda No:	Dwg Ref No:	NVM-0100
	Ken Morrison Life Sciences Research Center Addition	102002	4	Addenda Sht:	M-1
	Sheet Title:	Date:	Checked By:	Drawn By:	
	MECHANICAL SCHEDULES	5-3-2012	JMM		MDB



CHILLER WATER AND PREHEAT WATER COIL PIPING FOR AHU-6 DETAIL

NO SCALE

NVM-7601

FARRIS ENGINEERING | OMAHA | LINCOLN | DES MOINES | COLORADO SPRINGS | farris-usa.com

Project:

Ken Morrison Life Sciences Research Center Addition

Sheet Title:

MECHANICAL DETAILS

Project No:

102002

Date:

5-3-2012

Addenda No:

4

Checked By:

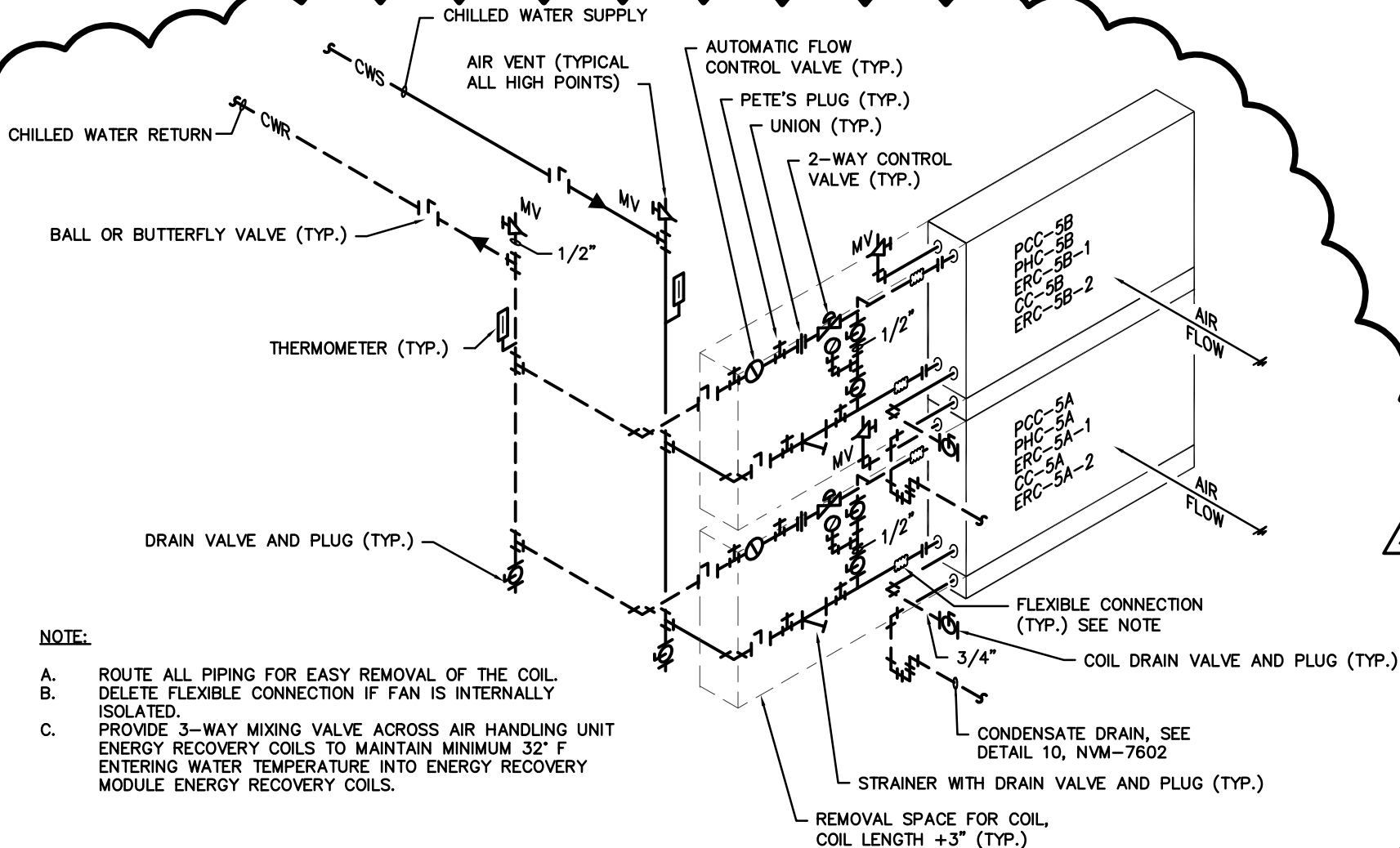
JMM

Dwg Ref No: NVM-7601

Addenda Sht: M-2

Drawn By:

MDB



NOTE:

- A. ROUTE ALL PIPING FOR EASY REMOVAL OF THE COIL.
- B. DELETE FLEXIBLE CONNECTION IF FAN IS INTERNALLY ISOLATED.
- C. PROVIDE 3-WAY MIXING VALVE ACROSS AIR HANDLING UNIT ENERGY RECOVERY COILS TO MAINTAIN MINIMUM 32° F ENTERING WATER TEMPERATURE INTO ENERGY RECOVERY MODULE ENERGY RECOVERY COILS.

**CHILLED WATER, HEAT RECOVERY, PRE-HEAT COILS,
FOR AHU-5A, AHU-5B, ERC-5A, AND ERC-5B
WITH 2-WAY VALVE PIPING DETAIL**

NO SCALE

NVM-7601

Project:

Ken Morrison Life Sciences Research Center Addition

Sheet Title:

MECHANICAL DETAILS

Project No:

102002

Date:

5-3-2012

Addenda No:

4

Checked By:

JMM

Dwg Ref No: NVM-7601

Addenda Sht: M-3

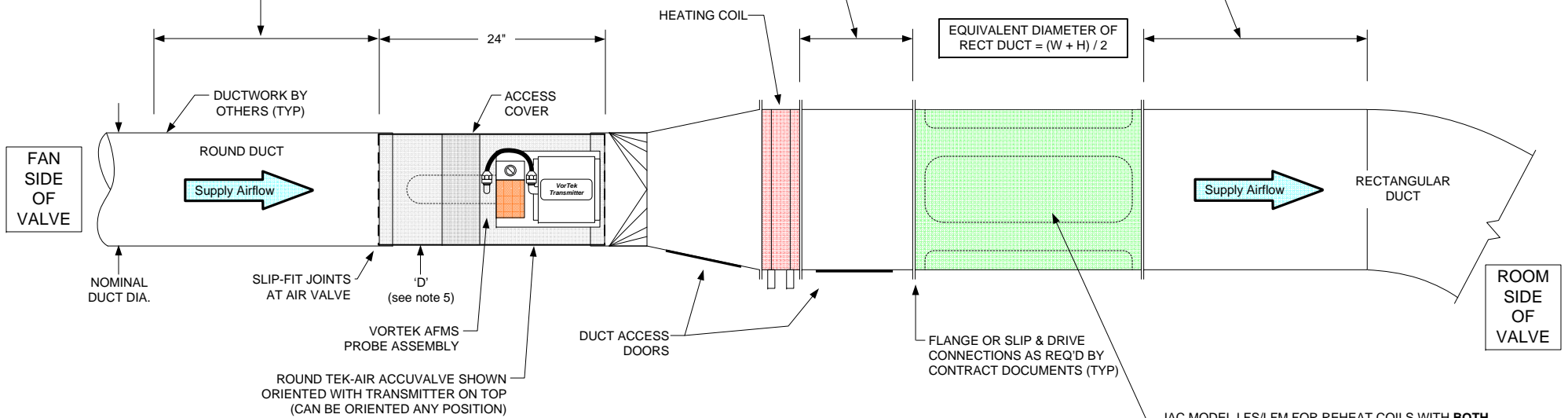
Drawn By:

MDB

1. PROVIDE SILENCER SIZE STRAIGHT DUCT AS LONG AS POSSIBLE, BUT AT LEAST THE MINIMUM REQUIRED BY THE SILENCER MANUFACTURER. THIS REQUIREMENT IS TYPICALLY 3 EQUIV. DIAMETERS BEFORE AN ELBOW THAT IS DOWNSTREAM OF A SILENCER OR 1 EQUIV. DIAMETER BEFORE A TRANSITION THAT IS DOWNSTREAM OR 3 TO 4 EQUIV. DIAMETERS BEFORE AN ELBOW/TRANSITION THAT IS DOWNSTREAM. CONSULT MANUFACTURER FOR SPECIFIC REQUIREMENTS.
2. IF THIS AMOUNT OF STRAIGHT DUCT IS NOT AVAILABLE, THEN THE SILENCER MANUFACTURER'S "SYSTEM EFFECT" FACTOR MUST BE APPLIED TO DETERMINE SILENCER'S ACTUAL PRESSURE DROP AND THE SUPPLY FAN'S EXTERNAL STATIC PRESSURE CAPABILITY ADJUSTED ACCORDINGLY. ADDITIONALLY THE SILENCER'S SOUND ATTENUATION CAPABILITY MAY BE EFFECTED AND MUST BE EVALUATED BY THE SILENCER MANUFACTURER TO DETERMINE IF DESIRED SILENCING CHARACTERISTICS WILL STILL BE MAINTAINED.
3. ANOTHER OPTION IS TO USE AN ELBOW STYLE SILENCER.

PROVIDE VALVE SIZED STRAIGHT DUCT AS LONG AS POSSIBLE, BUT FOR BEST AIR VALVE OPERATION PROVIDE AT LEAST 3 DUCT DIAMETERS. FOR ALL BRANDS OF LAB AIR VALVES AND VAV BOXES STRAIGHT DUCT REDUCES NOISE, IMPROVES FLOW CONTROL, AND REDUCES INLET PRESSURE DROP.

STRAIGHT DUCT AS LONG AS POSSIBLE, BUT MINIMUM OF 12" or 1.0 EQUIV. DIA. (WHICHEVER IS GREATER) UNLESS SILENCER MANUFACTURER REQUIRES MORE LENGTH.

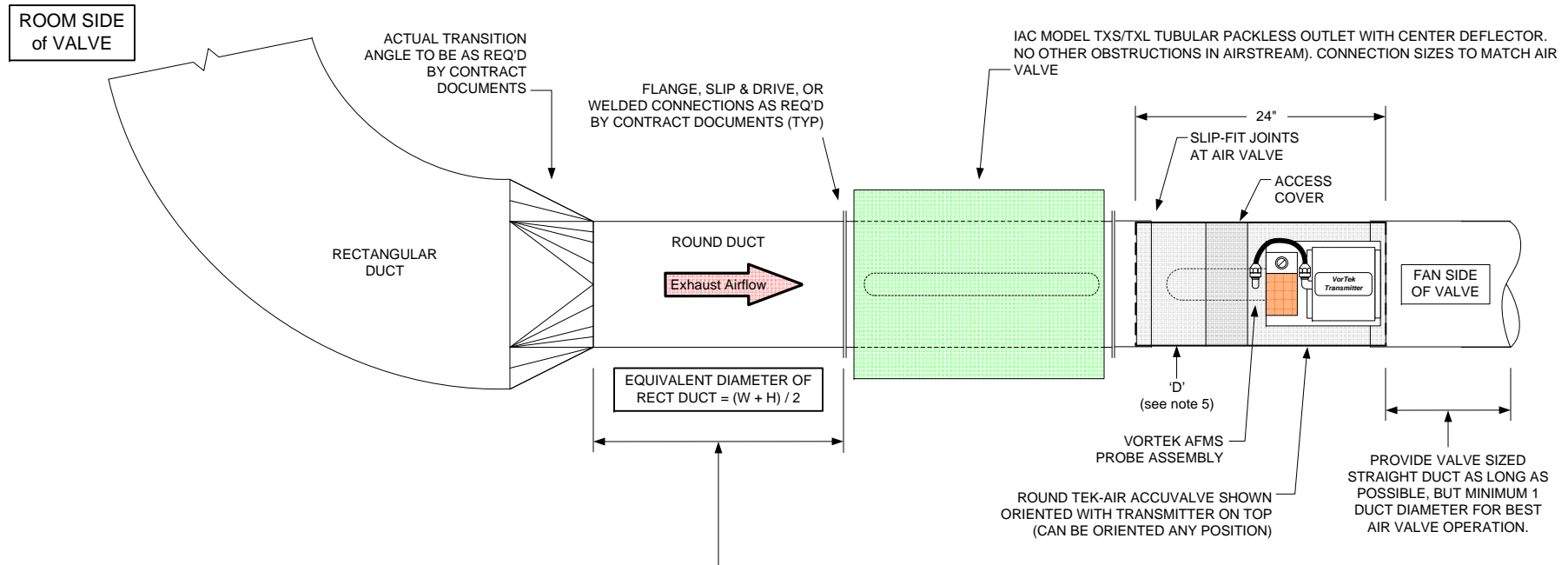


IAC MODEL LFS/LFM FOR REHEAT COILS WITH **BOTH** DIMENSION LARGER THAN 12". FOR REHEAT COILS SMALLER THAN 12" IN **ANY** DIRECTION ATTENUATORS SHALL BE IAC ULTRA/ZAPD TYPE WITH NO OBSTRUCTION IN AIRWAY UPSTREAM OF COIL.

- NOTES:**
1. AFMS: AIRFLOW MEASUREMENT STATION
 2. INSTALL ACCORDING TO AIRFLOW DIRECTION INDICATOR.
 3. INSTALLATION TO ALLOW SERVICE ACCESS TO VALVE ACCESS COVER AND AFMS TRANSMITTER.
 4. SEE TERMINAL UNIT SCHEDULE FOR AFMS NOMINAL SIZE.
 5. 'D' = NOMINAL DUCT DIAMETER MINUS 1/8" FOR SLIP-FIT

Sketch M-4

 Tek-Air Systems Inc. 41 Eagle Road Danbury, CT 06810 (203) 791-1400 (203) 798-6534 fax www.tek-air.com	 CSG Scientific Inc. 12026 Roberts Road LaVista, NE 68128 (402) 597-6353 (402) 597-6298 fax www.csghscientific.com	Installation Drawing for ROUND Supply Air Valve when used with Duct Silencer & Reheat Coil		SAV INSTALLATION	
		Release #: 1	Drawn By: CSG	Date: 12/16/10	Drawing #: INST-SUP



1. PROVIDE SILENCER SIZE STRAIGHT DUCT AS LONG AS POSSIBLE, BUT AT LEAST THE MINIMUM REQUIRED BY THE SILENCER MANUFACTURER. THIS REQUIREMENT IS TYPICALLY 3 EQUIV. DIAMETERS AFTER AN ELBOW THAT IS UPSTREAM OF A SILENCER OR 1 TO 2 EQUIV. DIAMETERS AFTER A TRANSITION THAT IS UPSTREAM OR 3 TO 4 EQUIV. DIAMETERS AFTER AN ELBOW/ TRANSITION THAT IS UPSTREAM. CONSULT MANUFACTURER FOR SPECIFIC REQUIREMENTS.
2. IF THIS AMOUNT OF STRAIGHT DUCT IS NOT AVAILABLE, THEN THE SILENCER MANUFACTURER'S "SYSTEM EFFECT" FACTOR MUST BE APPLIED TO DETERMINE SILENCER'S ACTUAL PRESSURE DROP AND THE EXHAUST FAN'S EXTERNAL (INLET) STATIC PRESSURE CAPABILITY ADJUSTED ACCORDINGLY. ADDITIONALLY THE SILENCER'S SOUND ATTENUATION CAPABILITY MAY BE EFFECTED AND MUST BE EVALUATED BY THE SILENCER MANUFACTURER TO DETERMINE IF DESIRED SILENCING CHARACTERISTICS WILL STILL BE MAINTAINED.
3. ANOTHER OPTION IS TO USE AN ELBOW STYLE SILENCER.

NOTES:

1. AFMS: AIRFLOW MEASUREMENT STATION
2. INSTALL ACCORDING TO AIRFLOW DIRECTION INDICATOR.
3. INSTALLATION TO ALLOW SERVICE ACCESS TO VALVE ACCESS COVER AND AFMS TRANSMITTER.
4. SEE TERMINAL UNIT SCHEDULE FOR AFMS NOMINAL SIZE.
5. 'D' = NOMINAL DUCT DIAMETER MINUS 1/8" FOR SLIP-FIT

Sketch M-5



Tek-Air Systems Inc.
41 Eagle Road
Danbury, CT 06810
(203) 791-1400
(203) 798-6534 fax



CSG Scientific Inc.
12026 Roberts Road
LaVista, NE 68128
(402) 597-6353 (402) 597-6298 fax
www.csghscientific.com

Installation Drawing for ROUND Exhaust Air Valve when used with Duct Silencer

Sheet 1 of 2

FEV / GEV INSTALLATION

Release #:	1	Drawn By:	CSG
Date:	12/16/10	Drawing #:	INST-RND EAV1

04/26/2012

PRE-BID MEETING AGENDA

Morrison Center Addition Project

- WELCOME
- SIGN- IN/ATTENDANCE SHEET
- INTRODUCTIONS

UNL Representatives:

Chad A. Lea – Project Manager, UNL FM&P
Warren Lauritzen – UNL BSM
Charlie Griesen – UNL Utilities
Mike Huerta – UNL FPC Project Inspector
Emily Casper – UNL Landscape Services
Dan Carpenter – UNL Parking & Transit Services

Project Architects/Engineers

J. Matt Morrissey - Farris Engineering.
Angie Schmidt – E&A Consulting Group

- PROJECT DESCRIPTION

The project will construct a new addition to the Ken Morrison Life Sciences Research Center building on the University of Nebraska- Lincoln East Campus. The project will consist of a four story structure containing approximately 29,000 gross square feet of finished laboratory & office space, as well as related site and utility construction.

This project is for Prime General Construction Services.

- PROJECT SCHEDULE

Bid Date – May 10, 2012
Anticipated Contract Execution/Notice to Proceed Date – July 2, 2012
Project Substantial Competition Date – July 5, 2013

- GENERAL INFORMATION FOR BIDDERS:

Plans and Specifications – Available at A&D Technical Supply Co.
Omaha and Lincoln
Project information & list of plan holders may be viewed on A&D Technical Supply
web site: <http://www.adtechplans.com/>

PRE-BID MEETING AGENDA

Morrison Center Addition Project

- GENERAL INFORMATION FOR BIDDERS: (cont')

Bid Submittal - 2:00 PM CDT, Thursday May 10th, 2012.

Submit to: University of Nebraska – Lincoln
Business Services – Purchasing Dept.
1700 Y St.
Lincoln, NE 68588

Addenda - Last Date for Addendum to be issued – May. 3rd, 2012

Addendum No. 001 – Issued Nov. 22, 2011

Addendum No. 002 – Issued Nov. 30, 2011

Addendum No. 003 - Issues April 16, 2012

Addendum No. 004 – To Be Issued May 3, 2012

Included Items: - Pre-Bid Mtg Agenda
Responses to Questions
Spec Section Updates
Spec. Substitutions Request Responses
Al vs Copper Wire Revision
Vacuum System

Contractor Questions - All questions issued in writing, and answered by addendum; otherwise the work shall be installed as per Contract Documents.

Last day for submittal of questions – 5:00 PM on April 30, 2012

- SPECIAL CONDITIONS (items that may affect the Contractor's bid.)

ARRA Project - Contractors Recognize University Procedures. (**Refer to Spec Sect. 01 10 00- Summary of Work**)

Davis Bacon Requirements – Wages, Reporting, & Monitoring/Interviews

ARRA - Buy America Provision – DOES NOT APPLY

ARRA – Reporting and Documentation

Job Site Parking - Parking available through UNL PT&S - Permits Req'd - \$50/mo/per vehicle.

Parking will be in Area C - On & in lot west of East Campus Loop.

Construction of new parking stalls & walks West of existing Morr Ctr, and relocation of UNL Landscape Services gate & pasture fence to be complete at earliest opportunity available.

Morrison Center Restrooms are not available for contractor use.

Occupancy and service to adjacent building (VBS & VDC) & dock apron to be maintained during construction.

Access to VDC dock will be maintained during construction via access road north the Morrison Ctr Bldg. Coordinate with UNL.

Staging Area – To be within job site. Protection required for existing landscaping, except those to be removed, per UNL LS direction. NO CRUSHED ROCK allowed.

- DESIGN TEAM COMMENTS

Meeting Attendance

Purpose: PRE-BID
 Project Name: MORRISSEY CTR ADD PROJ. UNL Project No. A263003
 Date of mtg: 4/26/12 Time: 1:30 PM Location: FR 2nd FL

Name	Organization	Phone	Fax	E-Mail
<u>CLAYTON A. LEA</u>	<u>UNL FR</u>	<u>402-472-4883</u>		<u>clea@unl.edu</u>
<u>MATT MORRISSEY</u>	<u>FARRIS ENG</u>	<u>402-477-6163</u>		<u>mmorrissey@farris-usa.com</u>
<u>MIKE HUERTA</u>	<u>UNL FPSA</u>	<u>562-8582</u>		<u>mhuerta2@unl.edu</u>
<u>MARSHAL LEIFHEIT</u>	<u>SAMPSON CONSTRUC</u>	<u>434-5450</u>	<u>434-7425</u>	<u>MARSHAL.LEIFHEIT@SAMPSON-CONSTRUCTION.COM</u>
<u>KATHI HAKMAN</u>	<u>DOHERTY STEEL</u>	<u>913.557.9200</u>		<u>kahn.hakman@dohertysteel.com</u>
<u>CHARLES PURDHAM</u>	<u>BOYD-JONES</u>	<u>402.617.9389</u>		<u>CPURDHAM@BOYDJONES.BIZ</u>
<u>MARK LONG</u>	<u>NIFCO MEC.</u>	<u>477.0666</u>		<u>MLONG@NIFCOMMECHANICAL.COM</u>
<u>Troy Foster</u>	<u>Cornhusker Htg</u>	<u>464-3159</u>		<u>troy@cornhuskerhtg.com</u>
<u>TODD INGRAM</u>	<u>Jones Geolon</u>	<u>913-422-1861</u>		<u>tsaint@jonesgeolon.com</u>
<u>Gacey Whitehouse</u>	<u>American Security</u>	<u>402-206-2870</u>		<u>Swhitehouse@americansecurityllc.com</u>
<u>Scott Johnson</u>	<u>Capitol City Elect</u>	<u>(402)420-7435</u>	<u>(402)420-7436</u>	<u>CCCEKRC AOL.COM</u>
<u>JOHN EIRICH</u>	<u>KIDWELL</u>	<u>(402)475-9151</u>	<u>(402)475-9186</u>	<u>jeiriche.kidwell.us.com</u>
<u>Blake Kuebler</u>	<u>Hausmann Construction Inc.</u>	<u>402-438-3230</u>		<u>blake.k@hausmannconstruction.com</u>
<u>Brad Hershiser</u>	<u>Sprague Roofing Co</u>	<u>402-467-1949</u>	<u>402-467-4212</u>	<u>bhershiser@spraguerroofing.com</u>
<u>JOSH EARTHART</u>	<u>Sprague Roofing Co</u>	<u>402-467-1919</u>		<u>jeearthart@spraguerroofing.com</u>
<u>Warren Laurtean</u>	<u>UNL Controls</u>	<u>402-472-4854</u>		
<u>JUSTIN KWITZER</u>	<u>CHEEVER CONST.</u>	<u>402-477-6745</u>	<u>477-2063</u>	<u>kwitzer@cheeverconstruction.com</u>