



5 April 2024

MILITARY DEPARTMENT
STATE of NEBRASKA
LINCOLN, NEBRASKA
NEBRASKA ARMY NATIONAL GUARD
CATS NE Ave – Boulevard Construction
at the
Camp Ashland Training Site
220 County Rd A
Ashland, NE

for the

MILITARY DEPARTMENT
STATE of NEBRASKA
Lincoln, Nebraska

PROJECT NO. 31090433

A D D E N D U M N O . 2

The original specifications and drawings on the STATE OF NEBRASKA REQUEST for PROPOSAL FORM for the project noted above are amended as noted in this Addendum No. 2.

Receipt of this Addendum shall be acknowledged by inserting its number and date in the space provided on the Bid Form.

ADDENDUM NO. 2

NOTE TO ALL PLANHOLDERS: Please insert this Addendum into your copy of the Contract Documents for the above-named project.

The following changes to the Contract Documents are issued by the CFMO-CMB and shall have the same force and affect as though a part of the original issue.

ITEM NO.:

ADD 2-1: **THE RECEIPT DATE of the BID PROPOSAL submission HAS BEEN CHANGED TO APRIL 16, 2024.**
The time and location for the receipt remains the same.

ADD 2-2: REPLACE Addendum #1 Sheet C-703 WASH SLAB DETAILS to Contract Drawings attached as Addendum #2.

ADD 2-3: Specification Section 00 22 13.00 20 – Supplementary Instructions to Offerors, Paragraph 1.1, ADD Item 4b, REMOVE EXISTING CONCRETE FROM STATION 17+15.56 TO 17+70.25 TO INSTALL ISLAND OVER BOX CULVERT AREA, 12' WIDE FOR ISLAND INSTALLTION , 80 SY. REMOVE 9" APPROACH SLAB WEST AND EAST SIDE OF BOX, 60' LONG EACH SIDE BY 24' WIDE, QUANTITY 320 SY, TOTAL 400 SY.

Add Item 4c, INSTALL 7" CONCRETE PAVEMENT - 2' WIDE ON BOTH SIDES OF THE ISLAND WITH DOWEL BARS, QUANTITY 30 SY.





Specification Section 00 22 13.00 20 – Supplementary Instructions to Offerors, Paragraph 1.1, Change as follows: Change 1.1 to Read “INFORMATIONAL LINE ITEMS”, and the paragraph above the table to read, “THE TOTAL BASE BID SHALL BE A LUMP SUM BID AS PROVIDED IN THE PROJECT MANUAL. THE LINE ITEMS IN TABLE BELOW ARE FOR INFORMATION ONLY AND THE CONTRACTOR WILL DEVELOP AND VERIFY THE QUANTITIES FOR THE TOTAL BASE BID TO BE USED FOR THE CONTRACT.

- ADD 2-4: Specification Section 00 22 13.00 20 – Supplementary Instructions to Offerors, Paragraph 1.1, Item 4, Change to read, “MILL AND SLAVALGE 4” ASPHALT PAVEMENT”, 3350 SY.
- ADD 2-5: Specification Section 00 22 13.00 20 – Supplementary Instructions to Offerors, Paragraph 1.1, Item 13 – 7” CONCRETE PAVEMENT (NDOT 47b-4000PSI), change quantity to 5800 SY.
- ADD 2-6: Specification Section 00 22 13.00 20 – Supplementary Instructions to Offerors, Paragraph 1.1, Item 15 – 3” CENTER ISLAND INTEGRAL CURB change quantity to 1605.
- ADD 2-7: Specification Section 00 22 13.00 20 – Supplementary Instructions to Offerors, Paragraph 1.1, Item 16 – 5” CENTER ISLAND CONCRETE PAVEMENT, Change to (NDOT 47-3500 PSI) OVER 6” OF CRUSHED ROCK, and change quantity to 680 SY.
- ADD 2-8: Specification Section 00 22 13.00 20 – Supplementary Instructions to Offerors, Paragraph 1.1, Item 21 – SEEDING, TYPE A, change to read, “HYDRO SEEDING, TYPE A.
- ADD 2-9: Sheet C301, Detail 2 revise notes as follows:
- Upper left note, “...7” PCC PAVEMENT, ..., remove, THICKNESS MAY BE GREATER THAN 7”, FIELD ADJUST.”
 - Under detail 2 label, change to read, “NEBRASKA AVENUE (STA 13+09.78 – STA 24+74.65)
 - Change “3-4” milled asphalt...” to read “4” milled asphalt as base course, excess millings to be stockpiled in the salvage area south of the maintenance building.”
 - Change under island note, “10-12” of 47B-3500psi concrete island surfacing” to read, “5” of 47B-3500PSI CONCRETE ISLAND SURFACEING OVER 6” OF CRUSHED ROCK”.
 - Detail 4, Construction Notes, Notes have been revised.

THIS ADDENDUM SHALL BE ATTACHED TO AND MADE A PART OF THE DRAWINGS AND SPECIFICATIONS AND SHALL BE ACKNOWLEDGED WITH THE BIDDER'S PROPOSAL.

Paula B Wells

Paula B. Wells
The Wells Resources LLC


CRAIG W. STRONG
Major General, The Adjutant General

ATTACHMENTS:

1. SECTION 00 22 13.00 20 SUPPLEMENTARY INSTRUCTIONS TO OFFERORS
2. Sheet C301 TYPICAL SECTIONS AND LEGEND, Addendum #2 Revisions
3. Sheet C-703 WASH SLAB DETAILS

End of Addendum No. 2



SECTION 00 22 13.00 20
SUPPLEMENTARY INSTRUCTIONS TO OFFERORS

PART 1 GENERAL

1.1 CONTRACT LINE ITEMS

ADDENDUM A-2.3

The terms Offeror and Bidder and versions thereof (offer/bid) have the same definition as used within this contract.

THE BASE BID SHALL BE SUBMITTED ON THE BID FORM PROVIDED BY THE CONTRACTING OFFICER. THE GENERAL BID ITEMS ARE AS FOLLOWS:

ADDENDUM A-2.3

BASE BID ITEMS			
Item #	Description	QTY	UNIT
1	MOBILIZATION	1	LS
2	POWER POLE & STREET LIGHTING REMOVAL & SALVAGE	10	EA
3	REMOVE SIGN AND SALVAGE	8	EA
4	MILL AND SALVAGE 4" ASPHALT PAVEMENT ADDENDUM A-1.6 & A-2.4	3350	SY
4a	REMOVE EXISTING CONCRETE SUBBASE UNDER NEBRASKA AVENUE ADDENDUM A-1.7	3100	SY
4b	REMOVE EXISTING 9" CONCRETE FROM 17+15.56 TO 17+70.25 OVER BOX CULVERT AREA, 12' WIDE FOR ISLAND INSTALLATION AND 9" APPROACH SLAB WEST AND EAST SIDE OF BOX, 60' LONG BY 24' WIDE ADDENDUM A-2.3	400	SY
4c	INSTALL 7" CONCRETE PAVEMENT – 2' WIDE ON BOTH SIDES OF THE ISLAND WITH DOWEL BARS ADDENDUM A-2.3	30	SY
5	REMOVE CRUSHED ROCK SURFACE	1	LS
6	REMOVE AND RELOCATE FIRE HYDRANT	2	EA
7	REMOVE SPRINKLER BACKFLOW PREVENTER	1	LF
8	REMOVE TREE OVER 48" IN DIAMETER, SMALL TREES, & BUSHES	1	LS
9	SALVAGE AND REPLACE TOPSOIL (ESTABLISHED QUANTITY)	1950	CY
10	EXCAVATION & DRAINAGE SWALE GRADING (ESTABLISHED QUANTITY)	1050	CY
11	TRAFFIC CONTROL	1	LS
12	EROSION & SEDIMENTATION CONTROL	1	LS
13	7" CONCRETE PAVEMENT (NDOT 47B-4000 PSI) ADDENDUM A-2.5	5800	SY
14	6" INTEGRAL CURB	560	LF
15	3" CENTER ISLAND INTERGRAL CURB ADDENDUM A-2.6	1605	LF

16	5" CENTER ISLAND CONCRETE PAVEMENT (NDOT 47B-4000 PSI)	ADDENDUM A-2.7	680	SY
17	15" RCP FLARED END SECTION		2	EA
18	15" RCP STORM SEWER PIPE		50	LF
19	DRAINAGE FLUME		2	EA
20	CONCRETE DRAINAGE SWALE 6" THICK BY 2' WIDE	ADDENDUM A-1.4 AND 1.5	160	LF
21	INSTALL NEW SPRINKLER BACKFLOW PREVENTER		1	EA
22	TRAFFIC & INFORMATIONAL SIGNS		12	EA
23	HYDRO SEEDING, TYPE A	ADDENDUM A-2.8	22000	SF
24	ADJUST/REPLACE EXISTING SPRINKLER HEADS (ESTABLISHED QUANTITY)		10	EA
25	ADJUST WATER MANHOLE TO GRADE		1	EA
26	ADJUST WATER VALVE BOX TO GRADE		2	EA
27	INSTALL NEW COMM MANHOLE		1	EA
28	POWER PULL BOX		6	EA
29	REMOVE & SALVAGE EXISTING LIGHT POLES & FIXTURES BY GUARD HOUSE		4	EA
30	LED STREET LIGHTSING AT GUARD HOUSE ON EXISTING BASE		4	EA
31	LED STREET LIGHTS & SYSTEM AT GUARD HOUSE		4	EA
32	LED STREET LIGHTS & SYSTEM ON NEBRASKA AVE		10	EA
33	2" CONDUIT FOR EXISTING UTILITIES AT GATE		150	LF
34	1.5" CONDUIT FOR POWER & CONTROL SYSTEM FOR GATE		400	LF
35	CONSTRUCTION STAKING AND TESTING		1	LS

The CONTRACTOR SHALL INCLUDE THE FOLLOWING IN THE BID ITEMS:

1. Mobilization costs shall include all fees for permits, disposal fees, insurance, processing clearance for workers, and any other incidentals required for the project.
2. The total bid items shall include all materials, labor, taxes, contractor's overhead and profit, and any other incidentals for the complete installation of the bid item.

THE CONTRACTOR SHALL PROVIDE COSTS FOR THE FOLLOWING ALTERNATIVE BID ITEMS (ABI). THE COSTS SHALL BE SUBMITTED ON THE BID FORM PROVIDED BY THE CONTRACTING OFFICER. THE ALTERNATE BID ITEMS ARE AS FOLLOWS:

1. ALTERNATE BID ITEM 1: INCREASE NEBRASKA AVENUE THRU LAND WIDTH FROM 12' TO 15'.

The ALTERNATE BID ITEM 1 shall include all material, labor, taxes, contractor's overhead and profit, and any other incidentals for the complete installation of the added concrete lane width.

2. ALTERNATE BID ITEM 2: ADD CONSTRUCTION OF ARMOR ROAD NORTH OF NEBRASKA AVENUE.

The ALTERNATE BID ITEM 2 shall include all removal of asphalt, new sewer pipes, wash rack area, material, labor, taxes, contractor's overhead and profit, and any other incidentals for the complete installation of Armor Road.

3. ALTERNATE BID ITEM 3: NEW BARRIER GATE WITH ALL POWER & CONTROL SYSTEM EAST OF THE GUARD HOUSE.

The ALTERNATE BID ITEM 3 shall include the gate, power, and control system to Guard House, barrier curb, and all material, labor, taxes, contractor's overhead and profit, and any other incidentals for the complete installation of the project.

4. ALTERNATE BID ITEM 4: BARRIER CURB AROUND THE GUARD HOUSE AREA.

The ALTERNATE BID ITEM 4 shall include the barrier curb, seeding, and all material, labor, taxes, contractor's overhead and profit, and any other incidentals for the complete installation of the project.

1.2 GENERAL BID NOTES

- a. Award will be made on the total sum of BASE BID. If there is a difference between a unit price and the extended total, the unit price will be held to be the intended bid and the total recomputed accordingly. If an Offeror provides a total but fails to enter a unit price, the total divided by the specified quantity will be held to be the intended unit price.

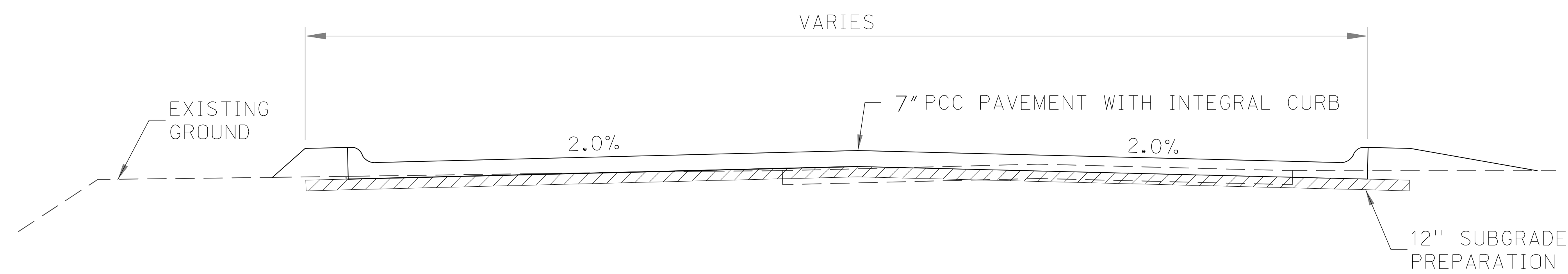
1.3 ALTERNATE BID ITEMS AWARD

Award of the Alternate Bid Items will be at the discretion of the Owner and will be determined within 90 days from the receipt of bids.

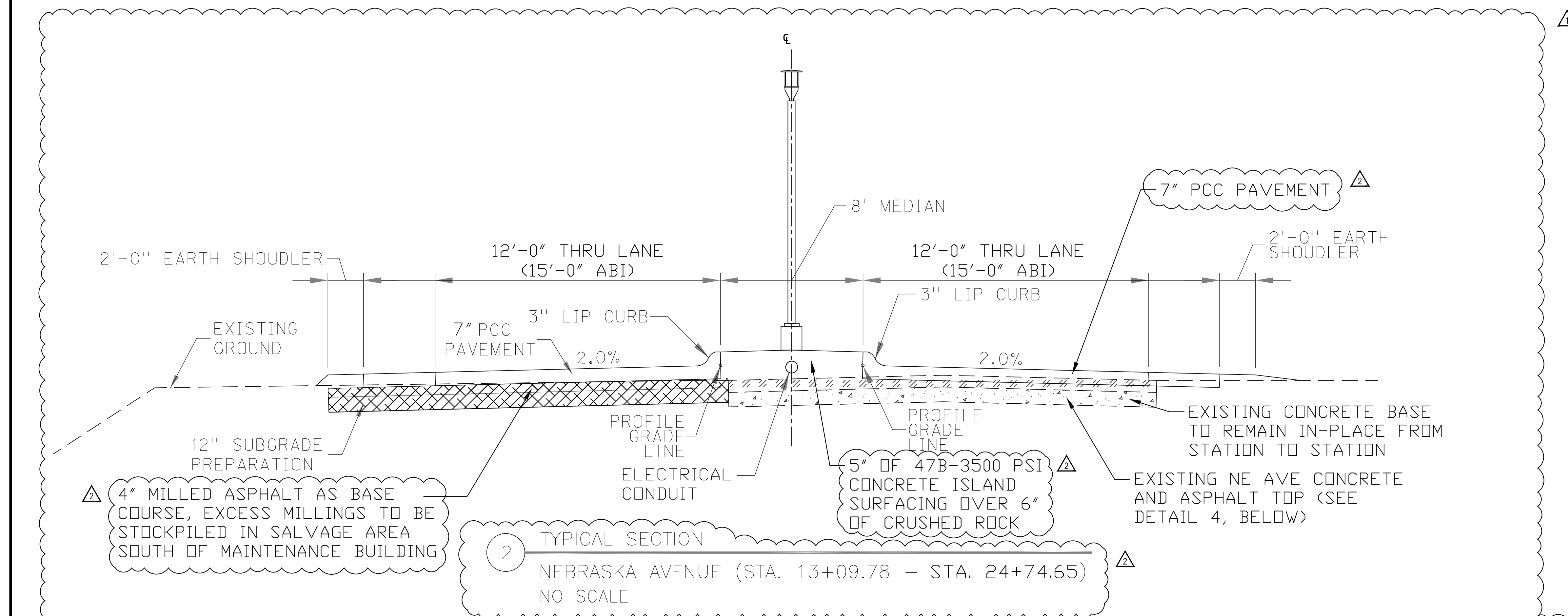
PART 2 & 3 PRODUCTS & EXECUTION

Not used.

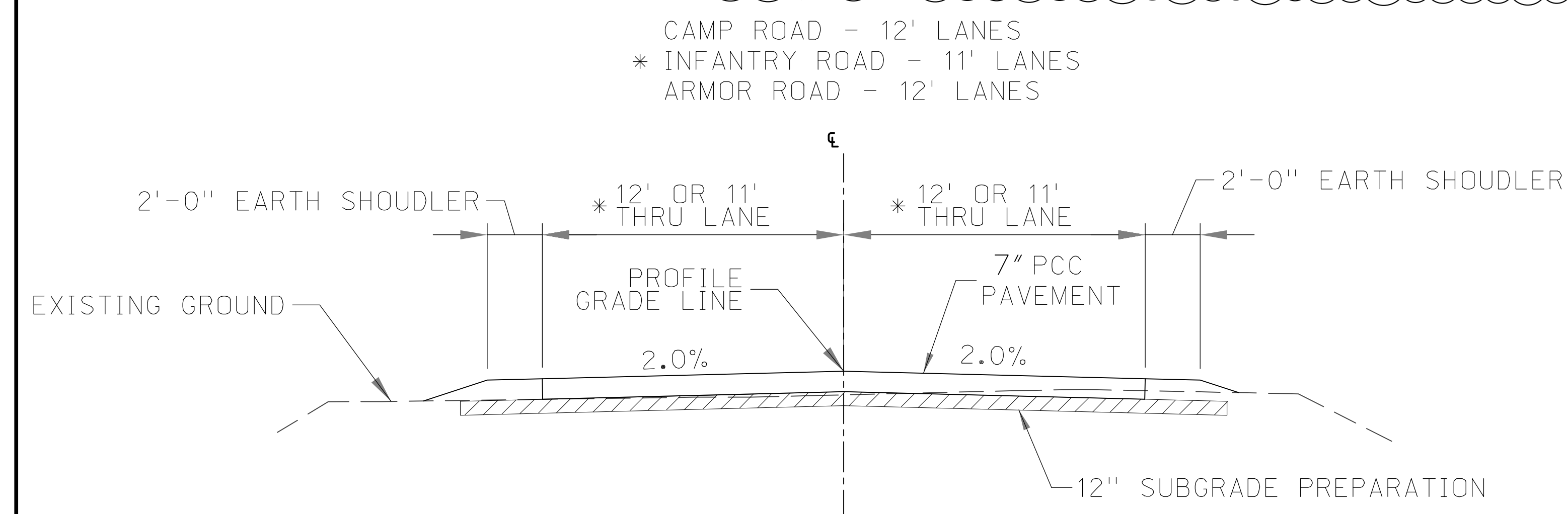
-- End of Document --



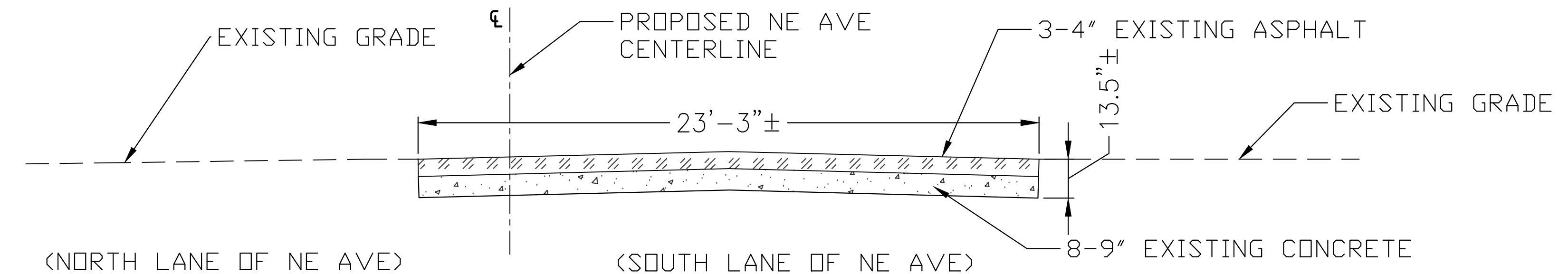
1 TYPICAL SECTION - NEBRASKA AVENUE GATE AREA (STA. 10+80.23 - STA. 13+09.78)
NO SCALE



2 TYPICAL SECTION
NEBRASKA AVENUE (STA. 13+09.78 - STA. 24+74.65)
NO SCALE



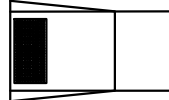
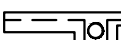












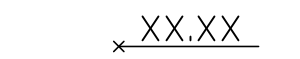
3 TYPICAL SECTION - CAMP ROAD, INFANTRY ROAD & ARMOR ROAD
NO SCALE



4 TYPICAL SECTION - EXISTING NEBRASKA AVE FROM STA. 10+80.23 TO STA. 16+59.57, & EXISTING NEBRASKA AVE FROM STA. 18+49.57 TO STA. 24+74.65

1. MILL TOP ASPHALT (4"±) TO EXISTING CONCRETE SURFACE.
2. SALVAGE MILLED ASPHALT FOR BASE OF NORTH LANE OF NEBRASKA AVE.
3. CLEAN TOP OF CONCRETE SURFACE.
4. PRIOR TO NEW CONCRETE PLACEMENT, SPRAY EXISTING CONCRETE SURFACE WITH CURING COMPOUND.
5. REMOVE 50'-0" OF EXISTING CONCRETE AT WEST AND EAST SIDE OF CULVERT. TRANSITION PROPOSED SURFACE GRADE TO MATCH AT EXISTING SLAB. (REMOVE CONCRETE FROM STA. 16+59.57 TO STA. 17+09.57 & STA. 17+99.57 TO STA. 18+49.57)

4 FROM STA
NO SCALE

LEGEND:	
OVERHEAD ELECTRICAL	_____ OHE _____
UNDERGROUND ELECTRICAL	_____ UGE _____
CURB AND GUTTER	=====
GAS LINE	_____ GAS _____
SANITARY SEWER	_____ SAN _____
STORM SEWER	_____ ST _____
WATER LINE	_____ W _____
UG TRANSMISSION LINE	_____ UGT _____
FIBER OPTIC LINE	_____ FO _____
PROPOSED ELECTRICAL	_____ UE _____
ANTI-TERRORISM CONCRETE BARRIER	— [] — [] — [] —
ANTI-TERRORISM CONCRETE BARRIER (ARMOR ROAD ABI ONLY)	— [] — [] — [] — [] —
SIDEWALK	=====
HANDICAP RAMP	
SANITARY SEWER MANHOLE	(S)
STORM SEWER MANHOLE/INLET	(D)
CURB INLET	
FIRE HYDRANT	
SHUT OFF VALVE	
WATER POST INDICATOR VALVE	
WATER VALVE	
WATER MANHOLE	(W)
GAS VALVE	
GAS MANHOLE	(G)
METER	(M)
CLEANOUT	(CO)
TELEPHONE PEDESTAL	(T)
COMMS MANHOLE	(T)
TREE	
BOLLARD	X
FLARED END SECTION (FES)	
TRAFFIC SIGN	
OVERHANGING LIGHT POLE	
POWER POLE	
FLOOD LIGHT	
PROPOSED AREA LIGHT POLE	
BUILDING	
SPOT ELEVATION	× XX.XX
SPOT ELEVATION (MATCH EXISTING)	× MATCH

[illegible]

FILE LOG	
ACTIVITY	BY
Manager	PBW
Design	AAH
Draw	DJZ
Check	AAH

STAMP

Journal of Management Education 36(7) 809–824

[illegible]

Journal of Management Education 36(7)p. 809-824

[illegible]

Journal of Management Education 36(7) 809-824

Journal of Management Inquiry 18(6)

[illegible][illegible]

Journal of Management Inquiry 18(6)

Journal of Management Inquiry 18(6)

Journal of Management Inquiry 18(6)

[illegible]

Journal of Management Inquiry 18(6)

--

CONSTRUCTION DRAWINGS

PROJECT #31090433

DATE: FEBRUARY 09, 2024

TYPICAL SECTIONS

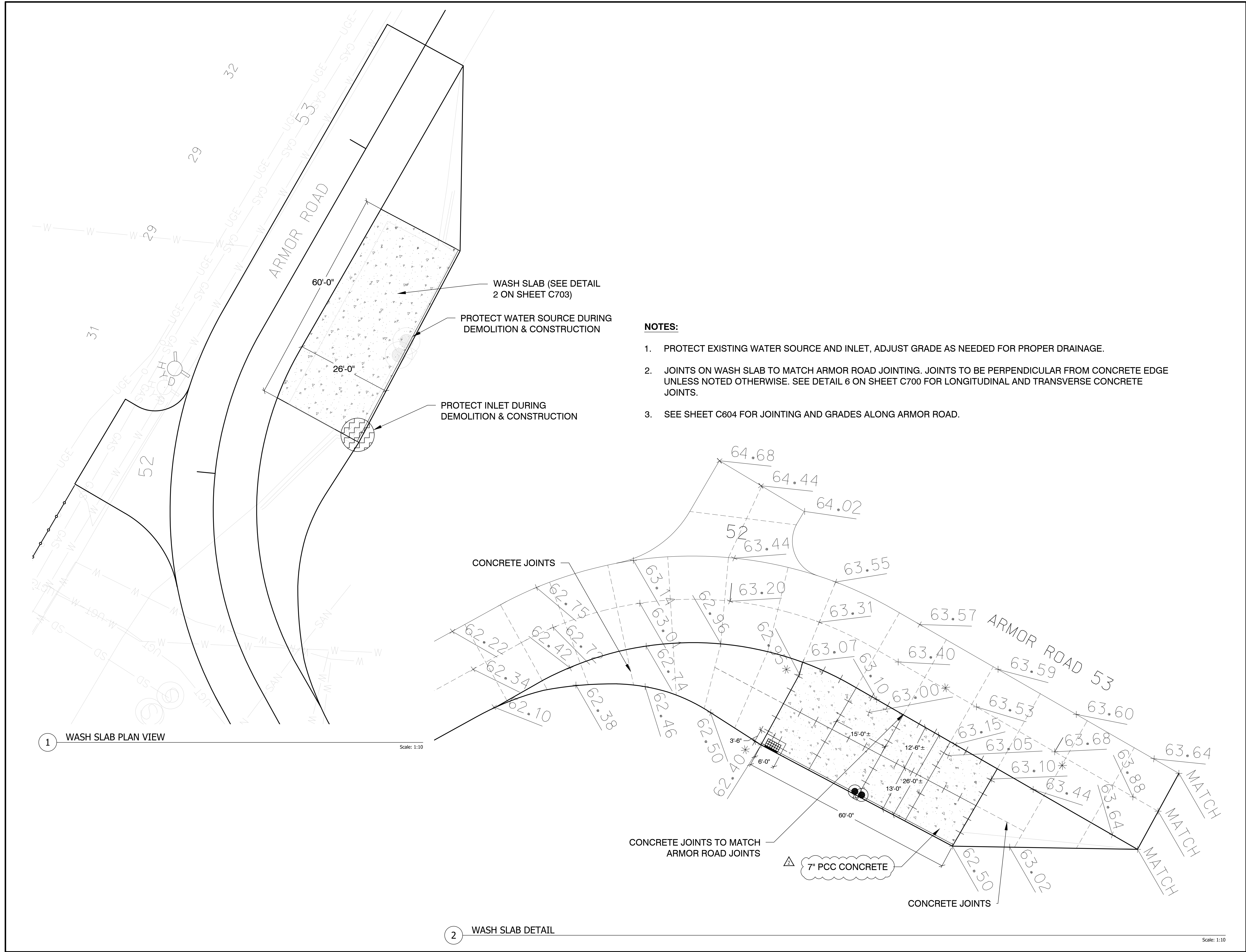
TYPICAL SECTIONS AND LEGEND

AND LEGEND

C301

April 04, 2024 - 1:16pm donen Z:\01 THE WELLS RESOURCE\2023 Job\Nebraska National Guard -Ashland\DRAWING FILES\CIVIL\C702 WASH SLAB DETAILS.dwg

F
E
D
C
B
A



WASH SLAB DETAILS (ABI)

NEBRASKA AVENUE
RECONSTRUCTION
CAMP ASHLAND
Ashland, NE 68003

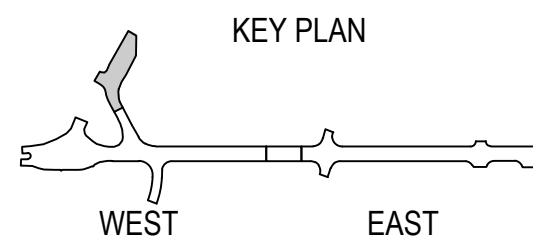
Nebraska Army National
Guard (NEARNG)

Client Address
220 COUNTY ROAD A
ASHLAND, NE 68003

TWR

The Wells Resource LLC.
105 N 15th St.
Ashland, NE 68003
Tel 402.658.5202

Alvine Engineering
1201 Cass Street
Omaha, NE 68102
Tel 402.346.7007



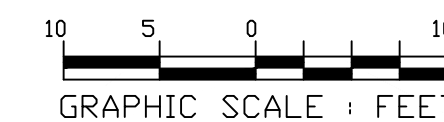
REVISIONS

NO.	DESCRIPTION	DATE
1	ADDENDUM #1	03/05/2024
2	ADDENDUM #2	04/05/2024

FILE LOG

ACTIVITY	BY
Manager	PBW
Design	AAH
Draw	DJZ
Check	AAH

STAMP



CONSTRUCTION DRAWINGS
PROJECT #31090433

DATE: FEBRUARY 09, 2024

WASH SLAB DETAILS
(ABI)

C703